

**KAIKOURA DISTRICT COUNCIL WORKS AND SERVICES
COMMITTEE MEETING HELD AT 9.00AM ON
WEDNESDAY 16 APRIL 2008 IN MEMORIAL HALL
SUPPER ROOM, ESPLANADE, KAIKOURA.**

AGENDA

1. Apologies

2. Matters of Importance to be raised as Urgent Business.

3. Matters Arising from report of 19/03/2008

page 67

4. Minutes Action and Issues List Update

MEETING	ACTION REQUIRED	BY	DATE ACTIONED
	21 NOVEMBER 2007		
Works & Services	Prepare a priority programme for undergrounding of power in the district.	Gallo	Feedback received from Maipower. See Roothing Report, page 5,item 2.0
	20 FEBRUARY 2008		
Works & Services	Arrange for pergola at pensioner cottages to be stored by Lions Club during building works	Asset Manager / Councillor Holmes	In Progress

5. Reports:

- **Works and Services Report**
- **Roothing Report**
- **Works and Services Budget Report**

page 1

page 5

page15

6. Urgent Business

WORKS & SERVICES REPORT

General Works

1.0 WATER SUPPLY

Urban Water

Operations

There were no major operational problems during this reporting month.

Water Demand

Table 1 below shows the average water demand for the reporting month measured from the new source.

<i>Water Demand(m³/day)</i>			
	<i>min</i>	<i>avg</i>	<i>max</i>
<i>Jan 2008</i>	3638	4648.5	5569
<i>Feb 2008</i>	2994	4200	5331
<i>Mar 2008</i>	3098	3670	4299

Table 1: Water demand for reporting period

Kincaid Water Supply

Despite repairs to the chlorination system at Kincaid during the month of February signs of malfunction showed up during the month of March wherein high levels of chlorine residual was detected in the system, this is however being resolved.

Capital Assistance Programme (CAP Funding)

Council is presently awaiting contractual agreements from the Ministry of Health for the implementation of works for Peketa, Oaro and the East Coast Supply.

We are still awaiting a decision from the Kincaid Committee as to what they wish to do with the limited funding received. Discussions with the Ministry's representative have indicated that the scope of works as per the application will need to be implemented.

2.0 SEWER SYSTEM

Urban Reticulation

Table 2 below shows the average sewage flows for the reporting month as measured at the Mill Rd pumping station. The day of the highest flow was recorded on a rainy day this still did not detract from the fact that apart from 2 days, flows for the month were over 1850m³/day with most flows recorded over 2000m³/day

<i>Sewage flows (m³/day) – Mill Rd</i>		
	<i>avg</i>	<i>max</i>
Jan 2008	2075	2299
Feb 2008	2030	2402
Mar 2008	2056	2333.6

Table 2: Sewage generated for reporting period

The measured Dissolved Oxygen (DO) averaged 4.7mg/l for the month of March and 2.7mg/l for the month February

The Dissolved Oxygen recovered during the month with Dissolved Oxygen as high as 10.2mg/l. The scum mat on the surface has since disappeared.

3.0 STORMWATER

Urban Stormwater

There has been no operational problem during the reporting month for the main facility however a few problems occurred at Gooches Beach and Jimmy Armers Toilet.

4.0 PARKS & RESERVES

The parks and reserve areas are fairly maintained. Despite the occasional rain the contractor's programme of works is still on schedule. An inspection was carried out at some of the reserve areas with the contractor and the Biodiversity Officer to identify trees that need to see the Tree Surgeon or trees that need some pruning so as to lift their immediate environ. A costing will be prepared and providing financial availability the works implemented over time

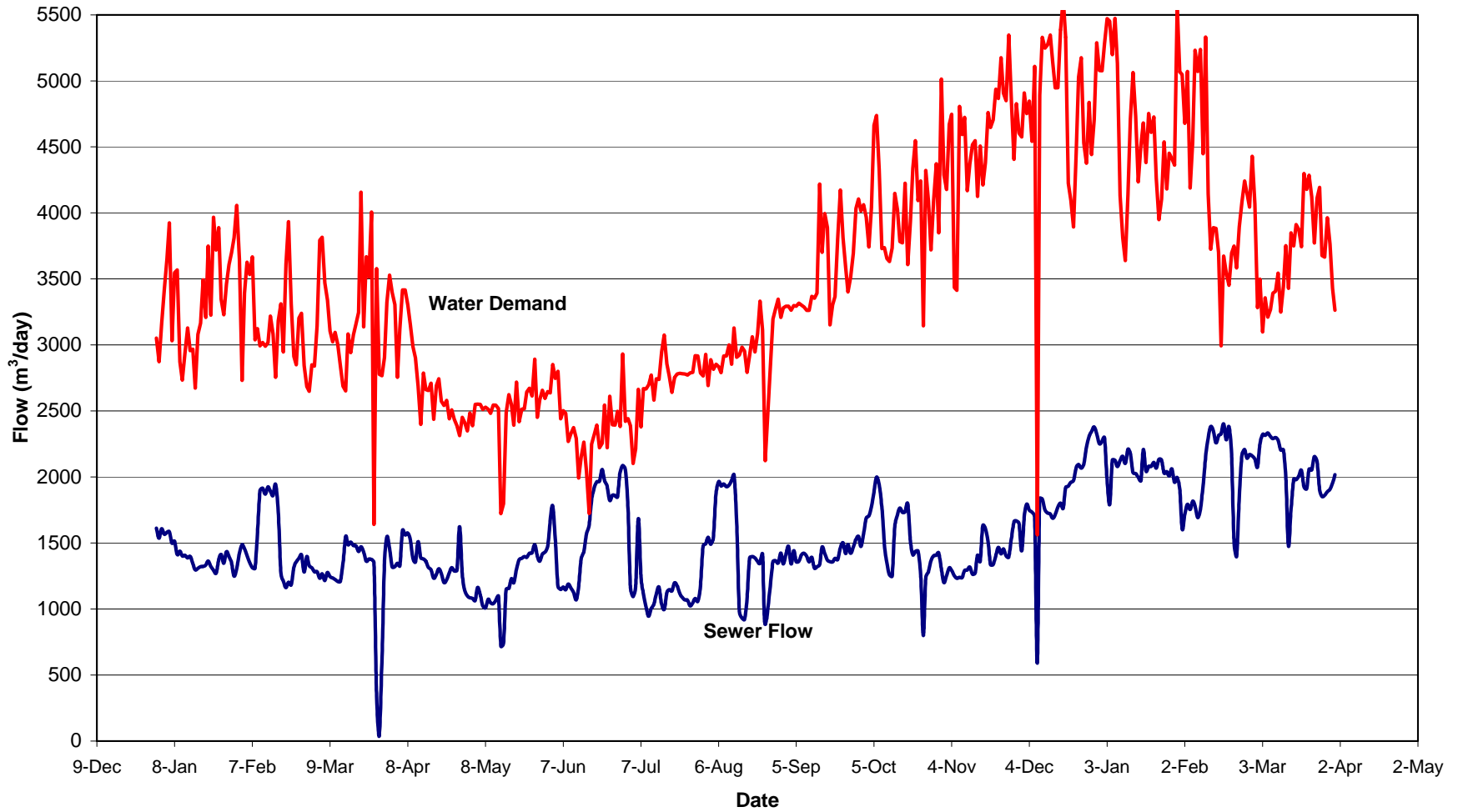
5.0 PUBLIC TOILETS

There is not much to report on these facilities for the reporting month.

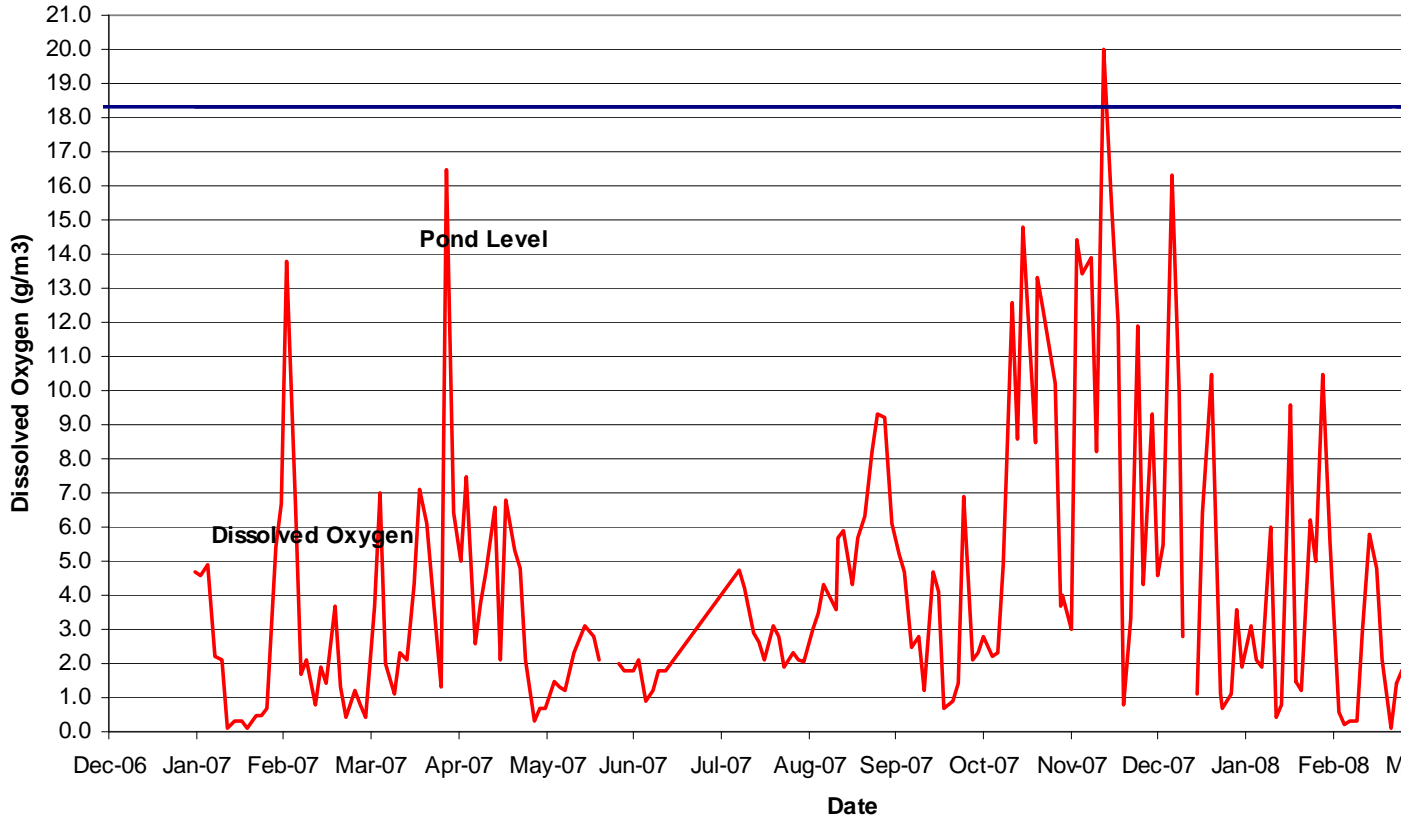
6.0 PENSIONER UNITS

The construction of the 4 new Pensioner units started on the 4th March 2008 and is forging ahead. This project is still on track to be completed by mid June.

**Water Demands & Sewer Flows
(Jan 07- Mar 08)**



**Kaikoura Oxidation Pond
DO & Water Levels
(Jan 2007 to Mar 2008)**



ROADING REPORT

1.0 Middle Creek Bridge – Work Progress

The Upgrade works for Middle Creek Bridge is progressing, the design is finalized and the bridge components have been ordered. The Building Consent has been issued and we are in the process of obtaining an archaeological authority and a Resource Consent from Environment Canterbury and Council.

2.0 Under grounding of Power Cables

Main Power have confirmed that as a network they have few priorities regarding the undergrounding of power cables for capacity or reliability reasons. Kaikoura District Council is therefore not able to prepare a priority list as requested by Council.

As recently adopted by Council, Mainpower similarly allocate a budget allowance each year to give them the flexibility to underground where possible, in most cases in conjunction with Kaikoura District Council works and during any other network capacity extensions required for new customers.

3.0 Dust Suppression Trial

The OTTA seal dust suppression trial proposed for Maui Street has been cancelled due to steep slope at beginning of the road; given the location of the road and its short length it has been decided to instead seal this section of road

4.0 Maintenance Graveling 2007/2008

The maintenance gravelling program for this financial year 2007/2008 is programmed to be completed in May – June 2008 and the works have started on Waipapa Road and Wakatu Quay which will be completed by the 18th April.

5.0 Vegetation Control

Routine and cyclic activities are being completed. Nothing exceptional to note.

6.0 Speed Limit Review

The Report for the speed limit bylaw is attached with recommendation for Council

7.0 Traffic Count

The Traffic Count for the month of March included the following roads:

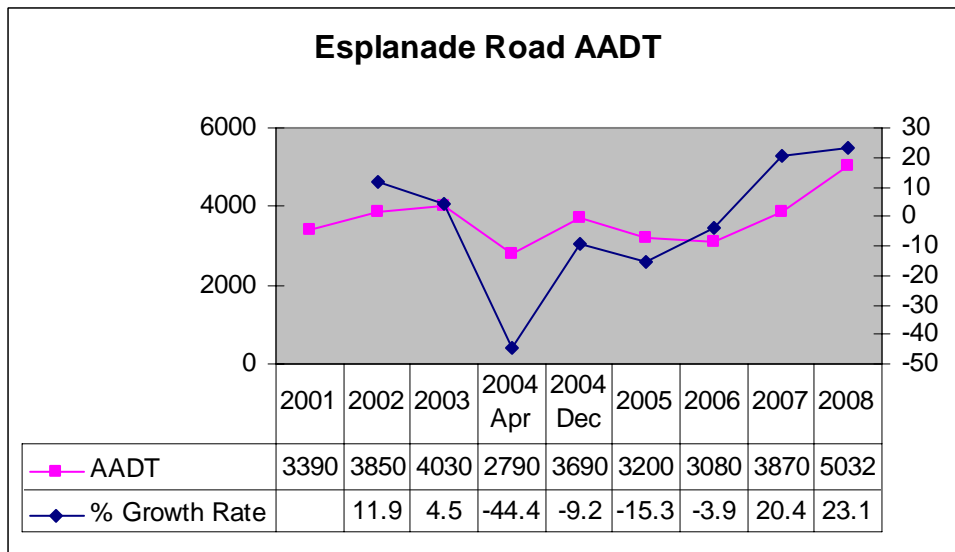
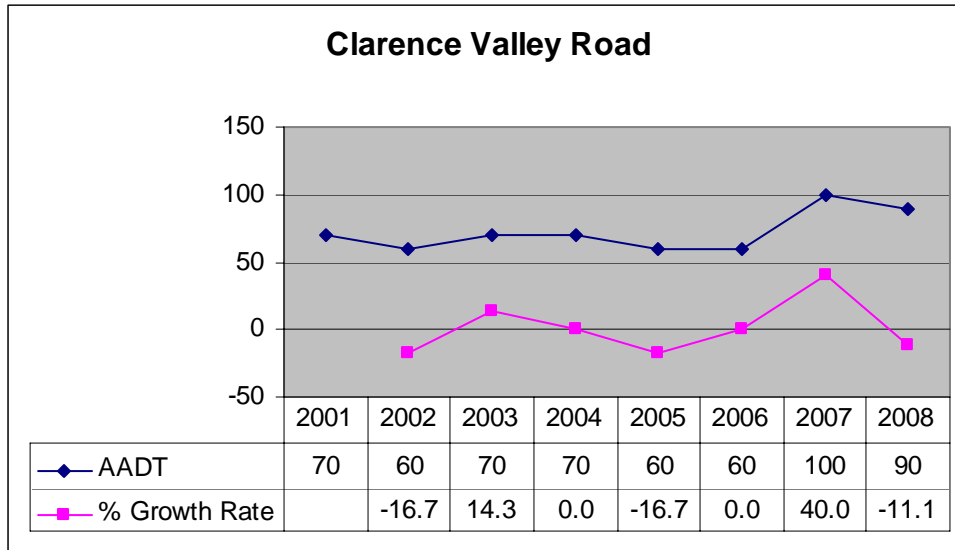
Blue Duck Valley Road – Metro-Count malfunction- data lost
Clarence Valley Road – 90 vpd
Esplanade – 5032 vpd

The data for Blue Duck Valley Road for 2008 was lost due to a power outage in the road-side unit. The unit shall be set at this location when the next available time occurs.

Vehicle movements for Clarence Valley Road have decreased by an average of 10 vehicles per day, from 100 to 90, since last year. Over 12% of the daily traffic consisted of heavy vehicles.

The Esplanade has shown another marked increase in traffic for a second year running, up 23% on 2007, from 3870 to 5032 vehicles per day. This gives an overall growth since 2001 of 33%.

The figures below show the Annual Average Daily Traffic Trend from 2001 to 2008



We are continuing to provide the police with the traffic count results.

8.0 Quality

There was 1 quality issue in March coming through from February. Tui Road was dug out with drainage channel installed as required, tested, backfilled and sealed.

9.0 Environmental

There were no environmental issues to report for March.

10.0 Traffic Control

There were no quality issues in March 08 and no traffic delays on the Kaikoura network in the last four weeks.

11.0 Inspections

Inspections are being completed as per contract specifications. The routine maintenance items listed in the Bridge Inspection Report 2007/8 are being completed and were inspected in March.

12.0 SAFETY - South Bay Parade road reserve: motorcycle and quad bike use.

Leaflets were produced by Kaikoura District Council, with the input of the South Bay stakeholders. They were distributed to homes in South Bay prior to the Easter weekend. There have been no complaints from residents since the leaflets were distributed. The situation will continue to be monitored.

13.0 White Morph Motel Road Markings

It was brought to Council's attention that yellow lined road markings had been laid down outside the White Morph Motel without gaining prior permission from the Council. We issued a letter to the White Morph asking them to remove the lines. Geoff Harmon requested a meeting with the engineering support officer to discuss the lines. During the meeting Mr Harmon explained that the reason the lines were placed there was due to campervans parking outside of the premises to go on the Encounter boat trips, due to the ease of parking for the vans compared to parking in the Encounter carpark. As these trips run 3+ times a day, Mr Harmon said that there were vans outside of the motel for the majority of the day.

The problem Mr Harmon has with the camper vans being parked outside the property is that they completely obscure the view from the ground floor motel units. The White Morph is a mid to high-end accommodation provider in Kaikoura, with its major selling point being the view from the units, which is obviously lost if campervans are parked in front of the units.

Mr Harmon pointed out that he offers 30 off-road parking spaces which helps off-set the loss of the on-road parking spaces.

From an engineering point of view, there are no safety issues involved with the lines being present or not and so we recommend that the lines are allowed to stay and an amendment to the parking bylaw be made. The letter from White Morph is attached for your perusal on page 14.

14.0 Monthly Performance Report

Performance Indicators	Type	Response	Number	Within Period	% Acceptable
3 Surfacing	Strategic	6 Weeks	1	1	100%
4 Surfacing	Local	8 Weeks			
5 Digouts	Strategic	6 Weeks			
6 Digouts	Local	8 Weeks			
7 Depressions	Strategic	6 Weeks			
8 Depressions	Local	8 Weeks			
9 Edge Break	Strategic	6 Weeks			
10 Edge Break	Local	8 Weeks			
11 Shoulder Maintenance	Strategic	6 Weeks			
12 Shoulder Maintenance	Local	8 Weeks			
13 Potholes	Strategic	2 Days	11	11	100%
14 Potholes	Local	7 Days	24	24	100%
15 Detritus & Slip Removal	Strategic	2 Days			
16 Detritus & Slip Removal	Local	7 Days	1	1	100%
17 Drainage	All	12 Hours	8	7	88%
18 Unsealed Pavement Potholes	Local	7 Days	481	481	100%

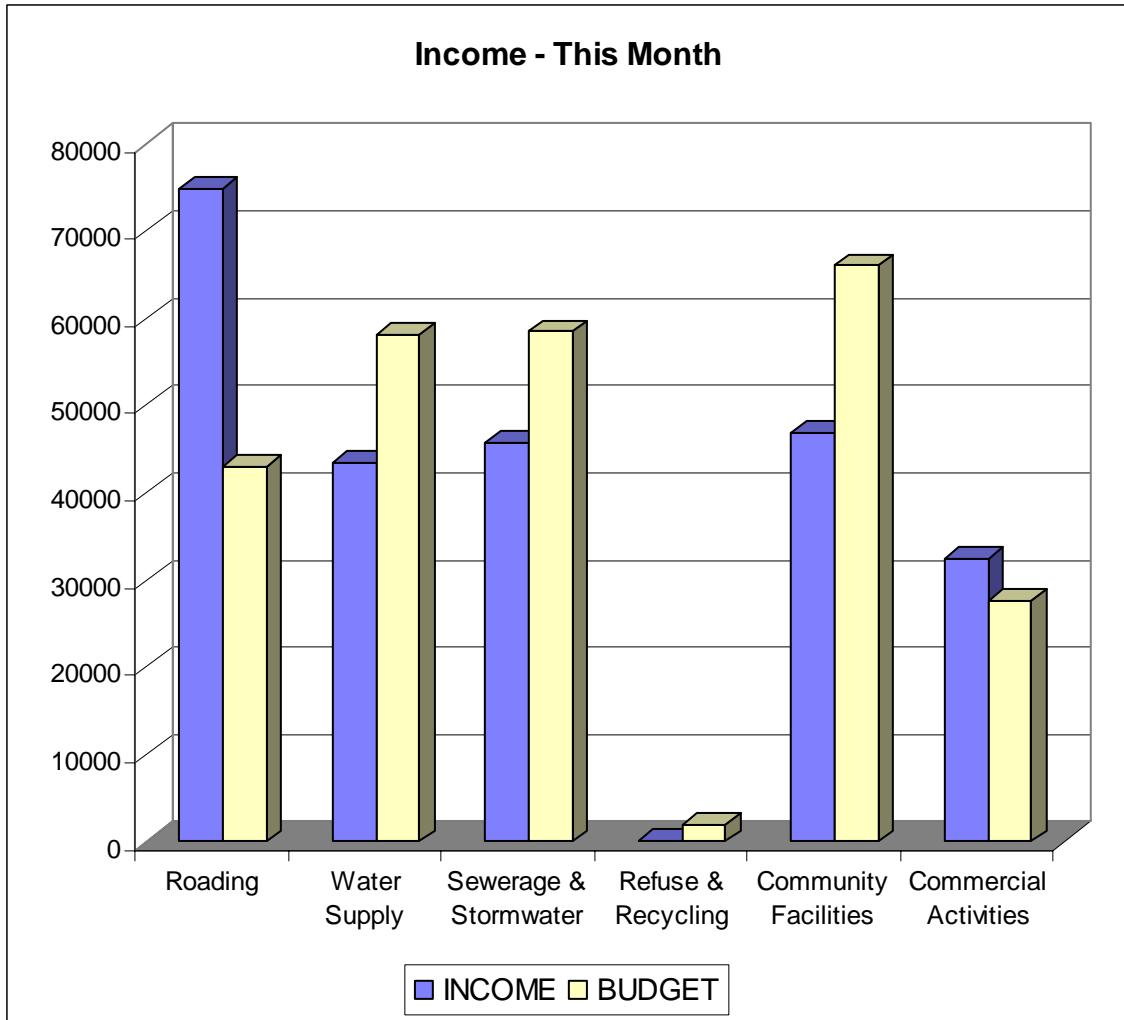
19	Unsealed Pavement Digouts	Local	6 Weeks			
20	Edge Marker Post	All	7 Days	9	9	100%
21	Signs and Chevrons	All	24 Hours	18	18	100%
22	Sight Rails and End Markers	All	48 Hours			

15.0 Summary of Completed work for the reporting period (February)

Road ID	Road Name	Potholes	Grading	Surface Debris	Drainage	Bridges	Markerposts	Signs	Other Signage	Gravelling (AP20)
100 4	BAY PADDOCK ROAD BAYVIEW STREET					15		New Sign 20 Reflectors		
101 104	BEACH ROAD BLUNTS ROAD					16				9m3
107 108	CHAPMANS ROAD CLARENCE VALLEY ROAD	59	3/10/2008 3/28/2008							
12 112 14	ESPLANADE ROAD FACTORY ROAD GILLINGS LANE	21			Clean ditches	28		Reinstate x 2 New Sign		
116 117	GRANGE ROAD GREEN LANE		3/12/2008 3/10/2008			14a			Culvert Marker	
159 121	HARRIS LANE HAWTHORN ROAD WEST	57 3						New Sign		8m3
118	INLAND ROUTE RS00/0	11			Clean ditches	9, 35, 40	2	New Sign	5 Culvert Markers	
19 122 123 124 125 29 129 134 135 136 140 141	KAIKOURA LOOKOUT ROAD KEKERENGU VALLEY ROAD KIWA ROAD KOWHAI FORD ROAD LUDSTONE ROAD MAUI STREET MOUNT FYFFE ROAD POSTMANS ROAD POSTMANS TRIANGLE ROAD PUHI PUHI ROAD RED SWAMP ROAD RORRISONS ROAD	56	3/4/2008 3/14/2008			1				
33	SCARBOROUGH STREET		3/3/2008					Clean Sign		
142 143 145	SCHOOLHOUSE ROAD SCOTTS ROAD SKEVINGTONS ROAD	57	3/10/2008		Rocks	20, 20a 24		New Sign		
						30		New Sign 3 New Signs		
						25a, 25b		New Sign	Culvert Marker	67m3
			3/12/2008							

37	TORQUAY STREET					2 New Signs	
38	TUI ROAD				Drainage Channel		
150	WAIPAPA ROAD	241			Watertables		309m3
153	WILDERNESS ROAD		3/12/2008				
45	YARMOUTH STREET					Reinstate x 2	

WORKS & SERVICES BUDGET REPORT



Expenditure - This Month

