

**KAIKOURA DISTRICT COUNCIL WORKS AND SERVICES
COMMITTEE MEETING HELD ON WEDNESDAY 18
NOVEMBER 2009 IN MEMORIAL HALL SUPPER ROOM,
ESPLANADE, KAIKOURA.**

AGENDA

1. *Apologies*

2. *Matters of Importance to be raised as Urgent Business*

3. *Matters Arising from Report of 21/10/2009* *page 47*

4. *Minutes Action and Issues List Update*

MEETING	ACTION REQUIRED	BY	DATE ACTIONED
	18 FEBRUARY 2009		
Works & Services	Provide an update on Stock crossings	Asset Manger	Refer agenda page 5

5. *Reports:*

- **Works and Services Report** *page 1*
- **Roading Report** *page 5*
- **Works and Services Budget Report** *page 8*

6. *Urgent Business*

7. *Works & Services Public Excluded Session*

Moved, seconded that the public be excluded from the following parts of the proceedings of this meeting, namely

a. Confirmation of Minutes of Works & Services Public Excluded meeting on 21/10/2009

The general subject matter to be considered while the public is excluded, the reason for passing this resolution in relation to each matter, and the specific grounds under Section 48(1) and 7(2)(i) of the Local Government Information and Meetings Act 1987 for the passing of this resolution are as follows:

General subject of each to be	Reason for passing this resolution in relation	Grounds of the Act under which
--------------------------------------	---	---------------------------------------

considered	to each matter	this resolution is made
Report of the Works & Services Public Excluded meeting 21/10/2009	The exclusion of the public from the whole or the relevant part of the proceedings of the meeting is necessary to enable the Local Authority to deliberate in private on its decision or recommendation.	Section 48(1)(a) and 7(2)(i)

WORKS AND SERVICES

1.0 WATER SUPPLY

Urban Water

Operations – Kaikoura Urban Supply

The Kaikoura Urban supply operated fairly well during the operating month with no major problems.

Operations – Suburban Supply

There were no major operational problems with the Suburban supply during the reporting month.

The domestic consumption averaged 13m³/day for the reporting month.

Water Demand

Table 1 below shows the water demand for the reporting month measured from the Mackles bore while figure 1 on page 3 shows the yearly cumulative water demand since 2006.

For the month of October 2009, the water demand totalled 95,162m³ which was 4181m³ more than the previous month of September but significantly less than the same period last year where the demand was 109,312m³.

<i>Water Demand (m³/day)</i>				
	<i>Min (m³)</i>	<i>Avg (m³)</i>	<i>Max (m³)</i>	<i>Total Demand (m³)</i>
<i>August 2009</i>	2357	2602	3017	80670
<i>Sept 2009</i>	2124	3033	3610	90,981
<i>Oct 2009</i>	2714	3070	3518	95162

Table 1: Water Demand for reporting period

Kincaid Water Supply

There were no major operational problems during the reporting month for this water supply system

Capital Assistance Programme (CAP)

Kaikoura District Council has received contract documents from the Ministry of Health for the implementation of the Capital Assistance Programme funded works. The contracts have since been signed and forwarded to the Ministry for further processing.

2.0 SEWER SYSTEM

Table 2 below shows the average sewage flows for the reporting month as measured at the Mill Road pumping station while figure 2 on page 4 shows the sewage generation to date for 2009 in comparison to previous years.

The total flow for the month of October 2009 was approximately 45,556.5m³.

<i>Sewage flows (m3/day) – Mill Rd</i>			
	<i>avg</i>	<i>max</i>	<i>Total Flow</i>
<i>August 2009</i>	1206	1651	38,609
<i>Sept 2009</i>	1397	1773	41,897
<i>Oct 2009</i>	1470	2538	45556.5

Table 2 : Sewage generated for reporting period

The measured Dissolved Oxygen (DO) averaged 6.7mg/l for the reporting month whereas it averaged 3.4mg/l for the month of September

3.0 STORMWATER

Urban Stormwater

There were no major issues for the reporting month.

4.0 PARKS AND RESERVES

Some of the park areas were overgrown during the reporting month. These were mainly areas that are on a steep slope which proved difficult to mow due to their slippery nature during rainy periods. However, in general the parks and reserve areas were fairly maintained.

5.0 PUBLIC TOILETS

In general the facilities were fairly maintained during the period. The contractor was required to do some extra cleaning at the West End facility during Seafest weekend due to the high influx of travellers to ensure the facility was in a clean and tidy manner.

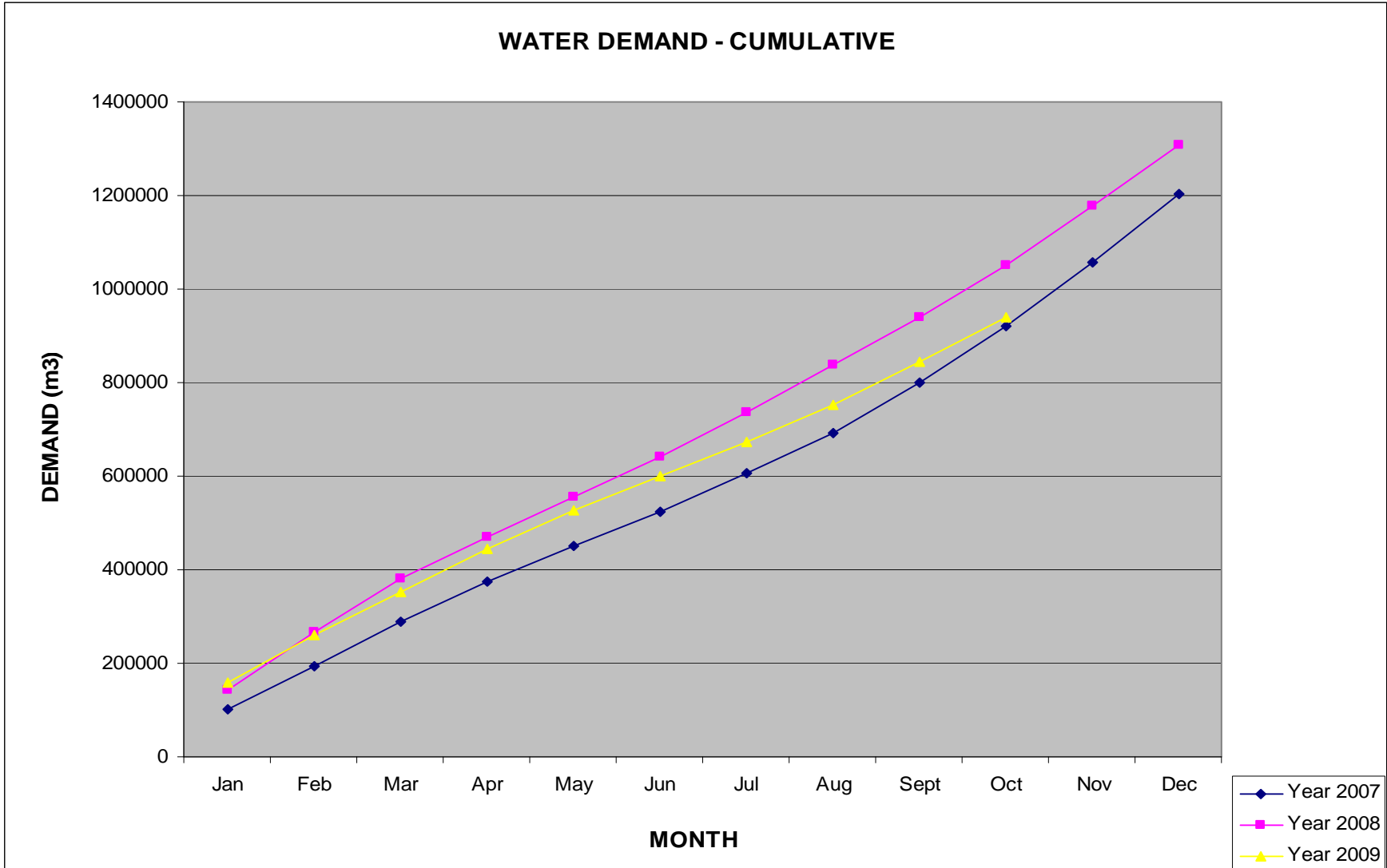


Figure 1: Yearly Cumulative Water demand

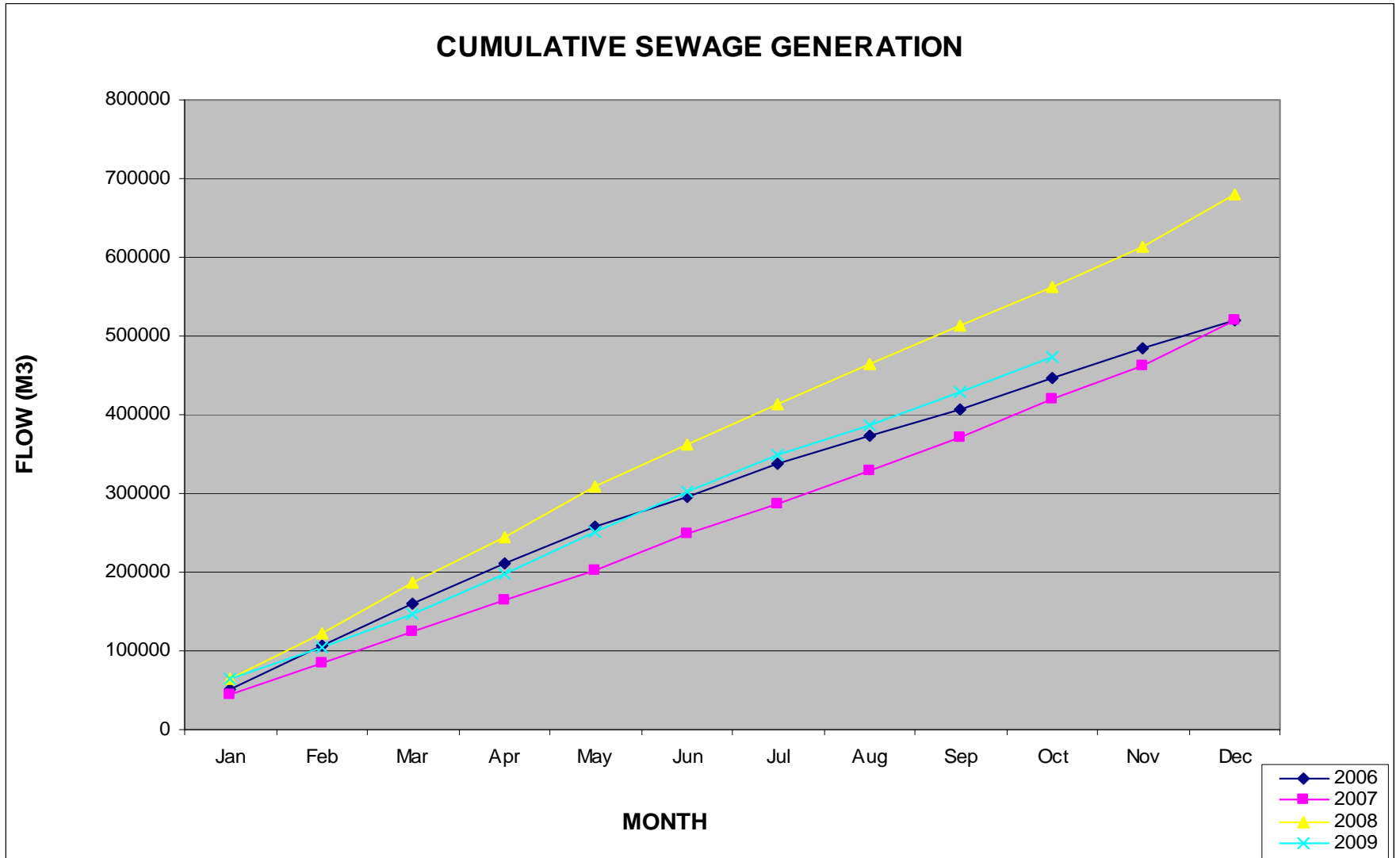


Figure 2: Yearly Sewage Generation

ROADING REPORT

Reseal Contract

The resealing contract for 2009/10 is out for tender and the tenders will close on the 17th november 2009. Both cutback Bitumen and Emulsified Bitumen are included for pricing. In total 11.6km will be resealed and includes the following roads:

- Hawthorne Road RP 0.03-1.27
- Killarney Street Upper RP 0.02-0.63
- Mill Road RP 0.18-1.96 (SH1-Mt Fyffe)
- Mill Road RP 1.97-2.66
- Mt Fyffe Road at Mill Road intersection RP 2.32-2.46
- Mt Fyffe Road RP 3.00-4.61
- Parsons Road RP 0.01-1.32
- Postmans Road (incl.Postmans Triangle)
- Postmans Road RP 0.03-1.62
- Rorrisons Road RP 0.01 - 0.94
- Schoolhouse Road RP 0.92-1.96
- South Bay Parade RP 0.90-1.48

Routine Bridge Inspections

The routine bridge repair works is in progress and is scheduled to be completed by the end of the financial year

Work Progress on the New Wharf

Except for a few minor works the wharf project is now completed.

State Highway I - South Bay Footpath Link (Behind Racecourse)

The existing unsealed footpath on the face of the hill behind the racecourse linking to the SH1 new footpath will be completed by the end of November 2009 and the works comprise of the following:

- 100m of 600mm dish channel
- 100m by 2m wide 20mm mix asphalt concrete footpath with timber edging
- Approximately 80m of 1m high timber retaining wall to protect the hill face from further erosion/slips.

Stock Crossings

We are progressing with the recommendation from Council, so far three of the farmers have agreed to share cost with Council to place the concrete pad at their cattle crossings as proposed.

Cycle Stand: West End

The cycle stand will be installed by the end of November 09.

Basking Shark

We are waiting for feedback on the interpretation from the artist, Department Of Conservation and the Runanga.

Traffic Count

The traffic counter is on Kowhai Ford Road, to monitor the number of HCVs travelling along this road. The results will be reported at the next Council meeting

Quality

There were no quality issues during October.

Environmental

There were no environmental issues to report for the period.

Traffic Control

There were no traffic control issues to report for the period.

Vegetation Control

Routine and cyclic activities are being completed.

Emergency Work

Nothing of significance to note

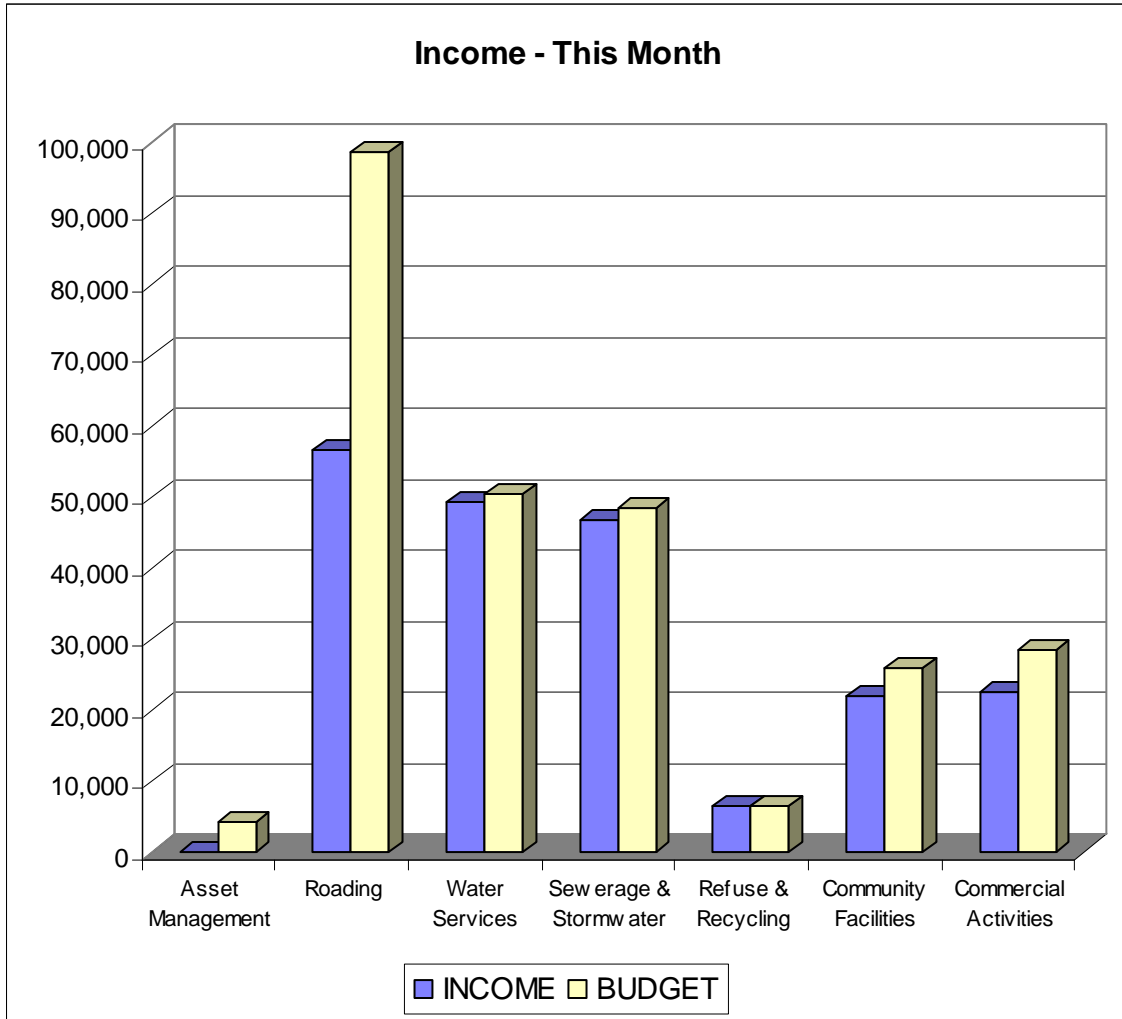
Inspections

The monthly roading inspection is being carried out as specified.

Monthly Performance Report

	Performance Indicators	Type	Response	Number	Within Period	% Acceptable
3	Surfacing	Strategic	6 Weeks			
4	Surfacing	Local	8 Weeks			
5	Digouts	Strategic	6 Weeks			
6	Digouts	Local	8 Weeks			
7	Depressions	Strategic	6 Weeks			
8	Depressions	Local	8 Weeks			
9	Edge Break	Strategic	6 Weeks			
10	Edge Break	Local	8 Weeks			
11	Shoulder Maintenance	Strategic	6 Weeks			
12	Shoulder Maintenance	Local	8 Weeks			
13	Potholes	Strategic	2 Days			
14	Potholes	Local	7 Days	14	14	100%
15	Detritus & Slip Removal	Strategic	2 Days			
16	Detritus & Slip Removal	Local	7 Days	2	2	100%
17	Drainage	All	12 Hours			
18	Unsealed Pavement Potholes	Local	7 Days	98	98	100%
19	Unsealed Pavement Digouts	Local	6 Weeks			
20	Edge Marker Post	All	7 Days			
21	Signs and Chevrons	All	24 Hours	10	5	50%
22	Sight Rails and End Markers	All	48 Hours			

WORKS AND SERVICES BUDGET REPORT



Expenditure - This Month

