

**KAIKOURA DISTRICT COUNCIL WORKS AND SERVICES  
COMMITTEE MEETING HELD ON WEDNESDAY 16  
DECEMBER 2009 IN MEMORIAL HALL SUPPER ROOM,  
ESPLANADE, KAIKOURA.**

**AGENDA**

1. *Apologies*

2. *Matters of Importance to be raised as Urgent Business.*

3. *Matters Arising from Report of 18/11/2009*

*page 50*

4. *Minutes Action and Issues List Update*

MEETING	ACTION REQUIRED	BY	DATE ACTIONED
	<b><i>18 FEBRUARY 2009</i></b>		
Works & Services	Provide an update on Stock crossings	Asset Manger	Refer agenda page 5

5. *Reports:*

- **Works and Services Report**
- **Roading Report**
- **Works and Services Budget Report**

*page 1*

*page 5*

*page 8*

6. *Urgent Business*

# WORKS AND SERVICES REPORT

## 1.0 WATER SUPPLY

### *Urban Water*

#### Operations – Kaikoura Urban Supply

The Kaikoura Urban supply operated fairly well during the operating month with no major problems.

#### Operations – Suburban Supply

There were no major operational problems with the Suburban supply during the reporting month.

The domestic consumption averaged 13m<sup>3</sup>/day for the reporting month. Whereas the total demand inclusive of that used for irrigation was 10,675m<sup>3</sup>.

#### Water Demand

Table 1 below shows the water demand for the reporting month measured from the Mackles bore while figure 1 on page 3 shows the yearly cumulative water demand since 2006.

For the month of November 2009, the water demand totalled 106,743m<sup>3</sup> which was 11,581m<sup>3</sup> more than the water demand for October 2009 which totalled 95,162m<sup>3</sup> but significantly less than the same period last year where the demand was 126,859m<sup>3</sup>.

It must be noted that the total water demand to date for year 2009 is approximately 131,000m<sup>3</sup> (or 330m<sup>3</sup>/day) less than for 2008.

<i>Water Demand (m<sup>3</sup>/day)</i>				
	<i>Min (m<sup>3</sup>)</i>	<i>Avg (m<sup>3</sup>)</i>	<i>Max (m<sup>3</sup>)</i>	<i>Total Demand (m<sup>3</sup>)</i>
<i>Sept 2009</i>	2124	3033	3610	90,981
<i>Oct 2009</i>	2714	3070	3518	95162
<i>Nov 2009</i>	3027	3558	4281	106,743

**Table 1: Water Demand for reporting period**

#### Kincaid Water Supply

There were no major operational problems during the reporting month for this water supply system.

#### *Capital Assistance Programme (CAP)*

The final contract documents for the Capital Assistance Programme have been received which means Council can now implement the respective projects. To date pricing has been received for the pipe renewals, one tank has been ordered and contract documents for the tank foundation and pipe work have been sent out for pricing.

## 2.0 SEWER SYSTEM

Table 2 below shows the average sewage flows for the reporting month as measured at the Mill Road pumping station while figure 2 on page 4 shows the sewage generation to date for 2009 in comparison to previous years.

The total flow for the month of November 2009 was approximately 41,801m<sup>3</sup>.

<i>Sewage flows (m3/day) – Mill Rd</i>			
	<i>avg</i>	<i>max</i>	<i>Total Flow</i>
<i>Sept 2009</i>	1397	1773	41,897
<i>Oct 2009</i>	1470	2538	45556.5
<i>Nov 2009</i>	1348	1615	41,801

**Table 2 : Sewage generated for reporting period**

The measured Dissolved Oxygen (DO) averaged 5.0mg/l for the reporting month whereas it averaged 6.7mg/l for the month of October

### **3.0 STORMWATER**

#### **Urban Stormwater**

There were no major issues for the reporting month.

### **4.0 PARKS AND RESERVES**

The mowing of some areas was not completed within the reporting month and due mainly to rainy periods. The contractor is now trying to catch-up but is not yet on track. Despite this he has tried keeping the main areas in an acceptable manner.

### **5.0 PUBLIC TOILETS**

In general the facilities were fairly maintained during the period. Someone had stolen the fluorescent bulbs in the female section at the South Bay toilets while at the West End someone had smashed a small section of the wall. This was not reported immediately by the cleaning contractor and any evidence that may have been caught on the camera had been overwritten.

The operators of the camera and Council staff have since spoken to the cleaning company highlighting the importance to note and report these vandalism immediately as all documents stored within the camera system are overwritten within 4-5days.

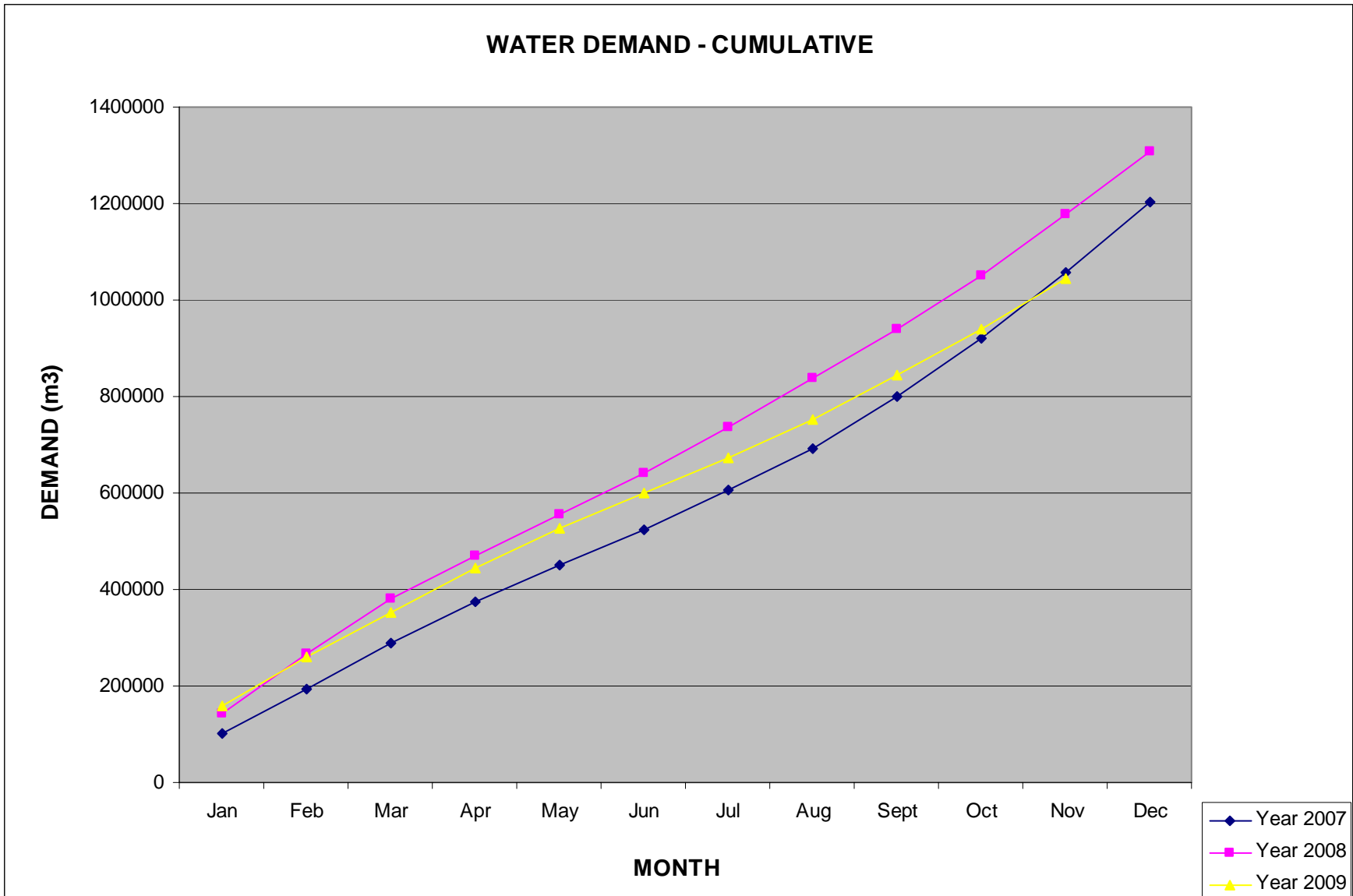


Figure 1: Yearly Cumulative Water demand

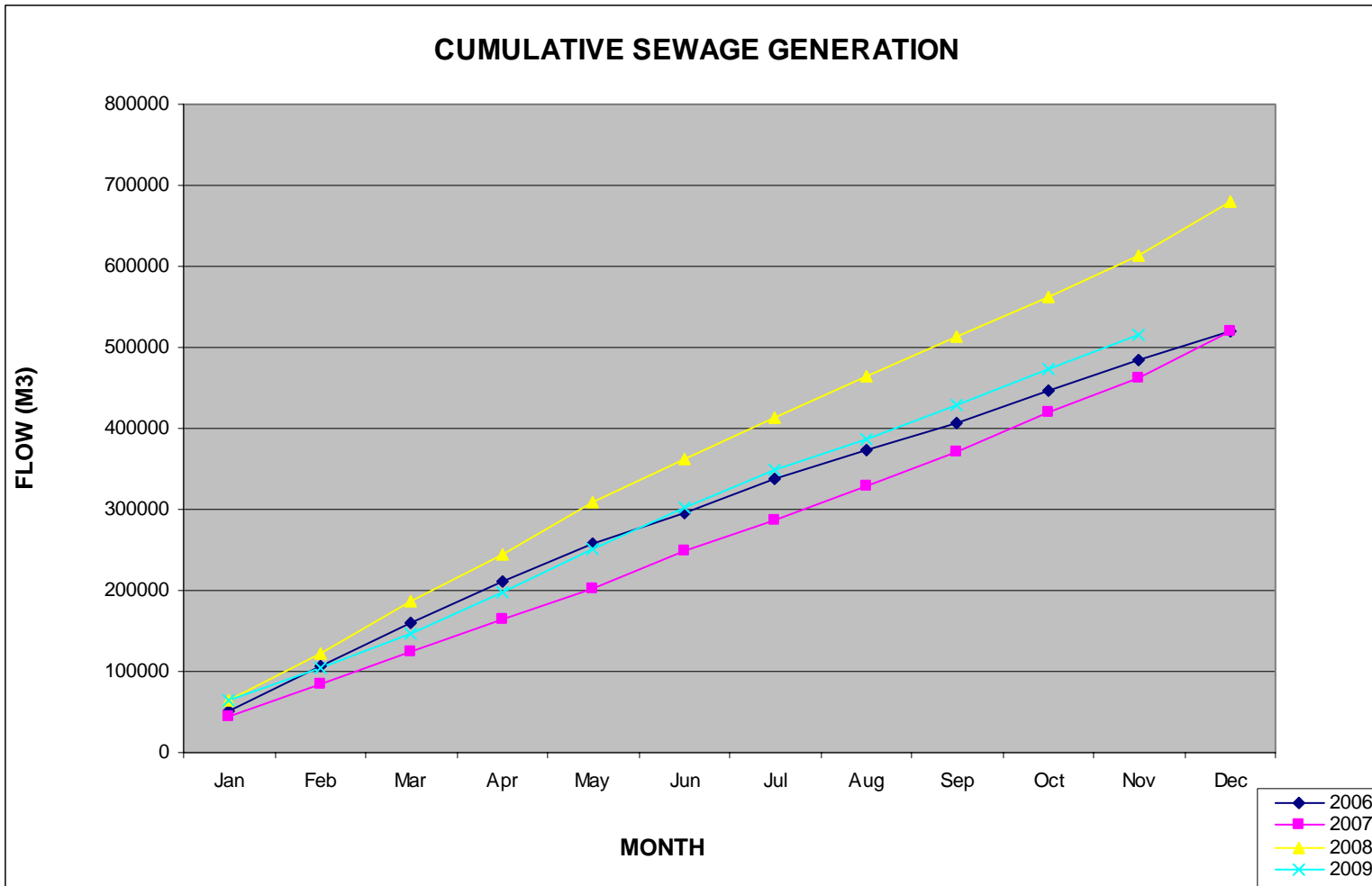


Figure 2: Yearly Sewage Generation

# ROADING REPORT

## 1.0 Reseal Contract

The resealing contract for 2009/10 was tendered in accordance with New Zealand Transport Agency Competitive Pricing Procedures. Tenders closed on the 17<sup>th</sup> November 09 and were evaluated by Aurecon headed by an independent tender evaluator.

Four tenders were received from the following companies

1. Fulton Hogan Ltd NZ – Cutback Bitumen
2. T.C. Nicholis Ltd - Cutback Bitumen
3. Blacktop Construction - Cutback Bitumen
4. Downer EDI Works - Emulsion Bitumen

Fulton Hogan offered the lowest conforming tender and therefore has been awarded the contract and the due date for the completion of the works is 12 March 2010

## 2.0 Routine Bridge Inspections

The routine bridge repair works is in progress and is scheduled to be completed by the end of the financial year.

## 3.0 SHI - South Bay Footpath Link (Behind Racecourse)

Fulton Hogan the contractor for this work has rescheduled this to be completed by the end of December 2009.

## 4.0 Stock Crossings

All farmers' decisions will be in by the end of December. Construction of the new concrete crossings will begin early 2010.

## 5.0 Cycle Stand: West End

The construction of the frame is continuing. The delay has been beyond our control but the contractor is under pressure to have the stand installed.

## 6.0 Basking Shark

The information panel has been constructed. Once the text has been approved by the Tourism & Development committee it will be installed.

## 7.0 Traffic Count

The traffic counter was placed on Kowhai Ford Road, between the cement works and the new Downer EDI Works depot, to monitor the number of HCVs travelling along this road.

The Average Annual Daily Traffic count was 180. A total of 11.6% of all traffic was classed Heavy Commercial Vehicles (HCV's) although 65.5% of HCV's were Class 2 vehicles which are light vehicles towing trailers. No vehicles travelled above the posted 100kph speed limit.

Copies of the traffic count reports are sent to the Kaikoura Police for their information.

## 8.0 Quality

There were no quality issues during November.

## 9.0 Environmental

There were no environmental issues in November.

### 10.0 Traffic Control

There were no traffic control issues to report for the period.

### 11.0 Vegetation Control

Mowing and spraying completed.

### 12.0 Emergency Work

Nothing of significance to note.

### 13.0 Inspections

The monthly roading inspection is being carried out as specified.

### 14.0 Monthly Performance Report

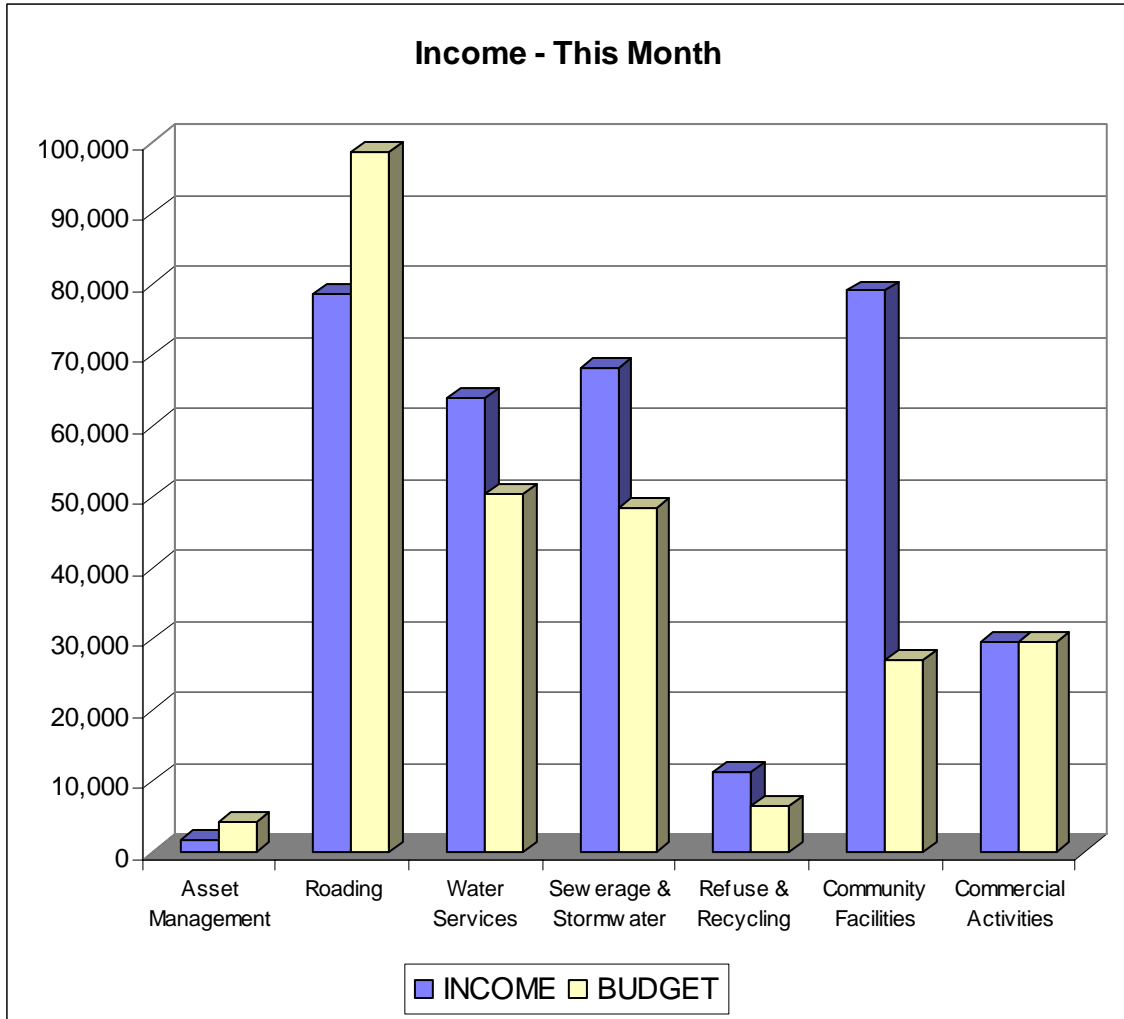
	Performance Indicators	Type	Response	Number	Within Period	% Acceptable
3	Surfacing	Strategic	6 Weeks			
4	Surfacing	Local	8 Weeks			
5	Digouts	Strategic	6 Weeks			
6	Digouts	Local	8 Weeks			
7	Depressions	Strategic	6 Weeks			
8	Depressions	Local	8 Weeks			
9	Edge Break	Strategic	6 Weeks			
10	Edge Break	Local	8 Weeks			
11	Shoulder Maintenance	Strategic	6 Weeks			
12	Shoulder Maintenance	Local	8 Weeks			
13	Potholes	Strategic	2 Days	1	0	0%
14	Potholes	Local	7 Days	6	3	50%
15	Detritus & Slip Removal	Strategic	2 Days			
16	Detritus & Slip Removal	Local	7 Days	3	3	100%
17	Drainage	All	12 Hours			
18	Unsealed Pavement Potholes	Local	7 Days	1	1	100%
19	Unsealed Pavement Digouts	Local	6 Weeks			
20	Edge Marker Post	All	7 Days			
21	Signs and Chevrons	All	24 Hours	2	2	100%
22	Sight Rails and End Markers	All	48 Hours			

## 15.0 Summary of Work Completed in the Period

Road Name	Potholes	Other Sealing	Emergency Work	Grading	Surface Debris	Drainage	Markerposts	Signs	Vegetation
AUSTIN STREET								New Austin St sign	
BEACH ROAD					Pick up glass of footpath between Bakery and Alpine Camp				
BEACH ROAD - HAPUKU SETTLEMENT	43 Potholes repaired								
CLARENCE VALLEY ROAD				Graded					
FACTORY ROAD						New water table			
GLENCREE					Repair hole and scouring				
HAWTHORN ROAD WEST					pick up glass and concrete from footpath corner				
INLAND ROUTE RS00/0	22 potholes repaired		Close road snow down to low levels				5 EMP		
INLAND ROUTE RS16/0									
KAIKOURA DUMP ROAD		Gravel Innovative Waste Road							
KILLARNEY STREET UPPER									Sweep and cleanup pine needles out of chanel
LOVERS LANE	16 Potholes repaired							2 new Lovers Lane signs	
PUHI PUHI ROAD				Mortons crossing					
RED SWAMP ROAD						Repair broken culvert in middle of road			
RORRISONS ROAD								Reinstate School sign	
WAIAUTOA ROAD				George Stream Ford					

Rural spraying  
 September/November completed.  
 Tree trimming completed. Mowing  
 sealed roads completed November  
 and mowing unsealed roads  
 completed September/November.

# Works and Services Budget Report



### Expenditure - This Month

