

**KAIKOURA DISTRICT COUNCIL WORKS AND SERVICES
COMMITTEE MEETING HELD ON WEDNESDAY 21
DECEMBER 2011 IN MEMORIAL HALL SUPPER ROOM,
ESPLANADE, KAIKOURA.**

AGENDA

1. Apologies

2. Matters of Importance to be raised as Urgent Business.

3. Matters Arising from Report of 16/11/2011

page 87

4. Minutes Action and Issues List Update

MEETING	ACTION REQUIRED	BY	DATE ACTIONED
	<i>16 NOVEMBER 2011</i>		
Works & Services	Obtain a price to install a swale to fix the ponding on South Bay Parade.	Asset Manager	Refer report on page 6.

5. Reports:

- **Works and Services Report** *page 1*
- **Roading Report** *page 6*
- **Works and Services Budget Report** *page 24*

6. Urgent Business

Works & Services Report

1.0 WATER SUPPLY

Urban Water

Operations – Kaikoura Urban Supply

The Kaikoura Urban supply operated fairly well during the reporting month.

Operations – Suburban Supply

There were no major problems with this system during the reporting month.

Water Demand

Table 1 below shows the water demand for the reporting month measured from the Mackle’s bore while figure 3 on page 4 shows the yearly cumulative water demand since 2007.

<i>Water Demand (m³/day)</i>				
	<i>Min (m³)</i>	<i>Avg (m³)</i>	<i>Max (m³)</i>	<i>Total Demand (m³)</i>
Sept 2011	2508	2834	3412	85,031
Oct 2011	2542	3028	3761	93,860
Nov 2011	2634	3372	3990	104, 537

Table 1: Water Demand for reporting period

Based on the financial year calendar, the cumulative water usage (demand) to date is shown in fig 1 below. The water demand is steadily increasing with the demand during the month of November 2011 11,751m³ more than the same period of 2010.

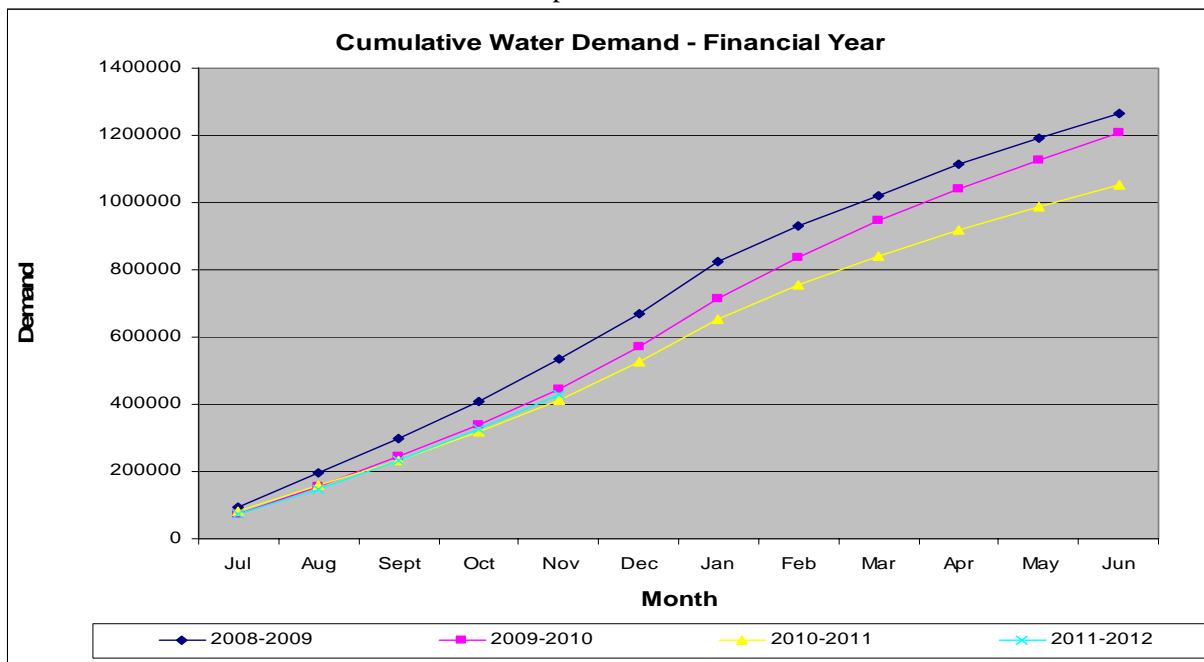


Figure 1: Financial Year cumulative Demand

Kincaid Water Supply

Fulton Hogan has installed the valving system that will allow all the properties along Postman’s Road that were connected to the Kincaid system to now be fed from the Suburban supply. We will monitor the system and see how it performs in the coming months.

Water Upgrades /Renewal Projects - Capital Assistance Programme (CAP)

Peninsula Tank

The sale agreement for the land to construct the peninsula tank was sent to Chorus late October 2011. The agreement has been signed and our solicitors’ are working on finalising the sales and purchase agreement.

The outline plan for the project has been submitted to Kaikoura District Council planning department and we await their decision.

2.0 SEWER SYSTEM

Table 2 below shows the average sewage flows for the reporting month as measured at the Mill Road pumping station while figure 4 on page 5 shows the sewage generation to date in comparison to previous years.

The total flow for the month of November 2011 was approximately 32,899m³. This is approximately 5900m³ in the month or 197m³/day less than the same period in 2010.

<i>Sewage flows (m3/day) – Mill Rd</i>			
	<i>avg</i>	<i>max</i>	<i>Total Flow</i>
<i>Sept 2011</i>	1043	1219	31,313
<i>Oct 2011</i>	1139	1424	35,308
<i>Nov 2011</i>	1097	1397	32,899

Table 2 : Sewage generated for reporting period

The measured Dissolved Oxygen (DO) averaged 4.1mg/l for the reporting month.

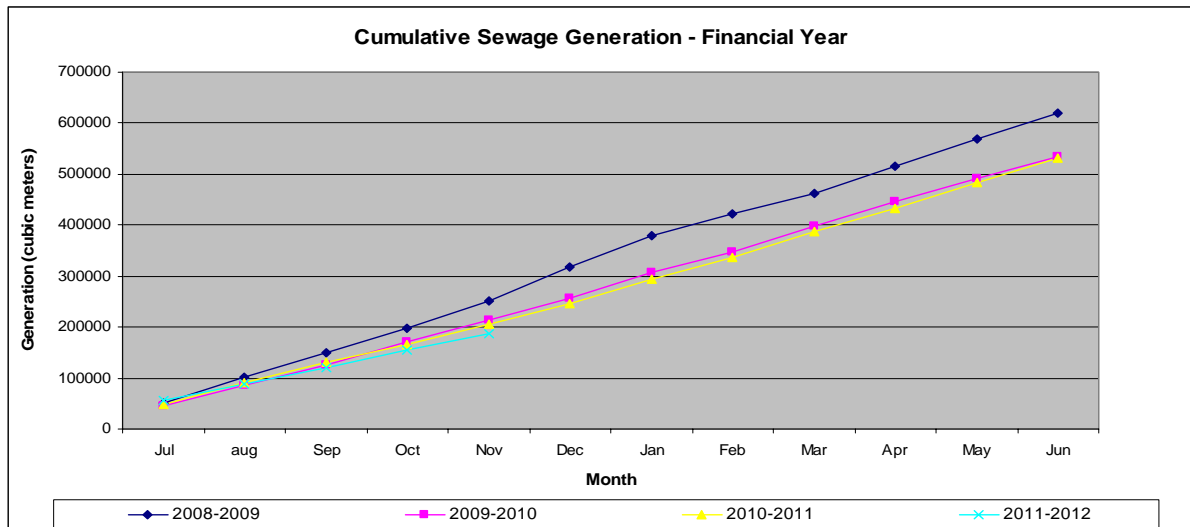


Figure 2: Financial Year cumulative Sewage Generation

3.0 STORMWATER

Urban Stormwater

There were no major issues for the reporting month.

4.0 PARKS AND RESERVES

The majority of the parks and reserve are in fair conditions however some of the gardens are in an unacceptable state. The contractor is aware of this and has been working on the gardens to get them back into an acceptable state.

5.0 PUBLIC TOILETS

The toilets are in fair condition.

Author: Asset Manager
Endorsed by the Chief Executive Officer

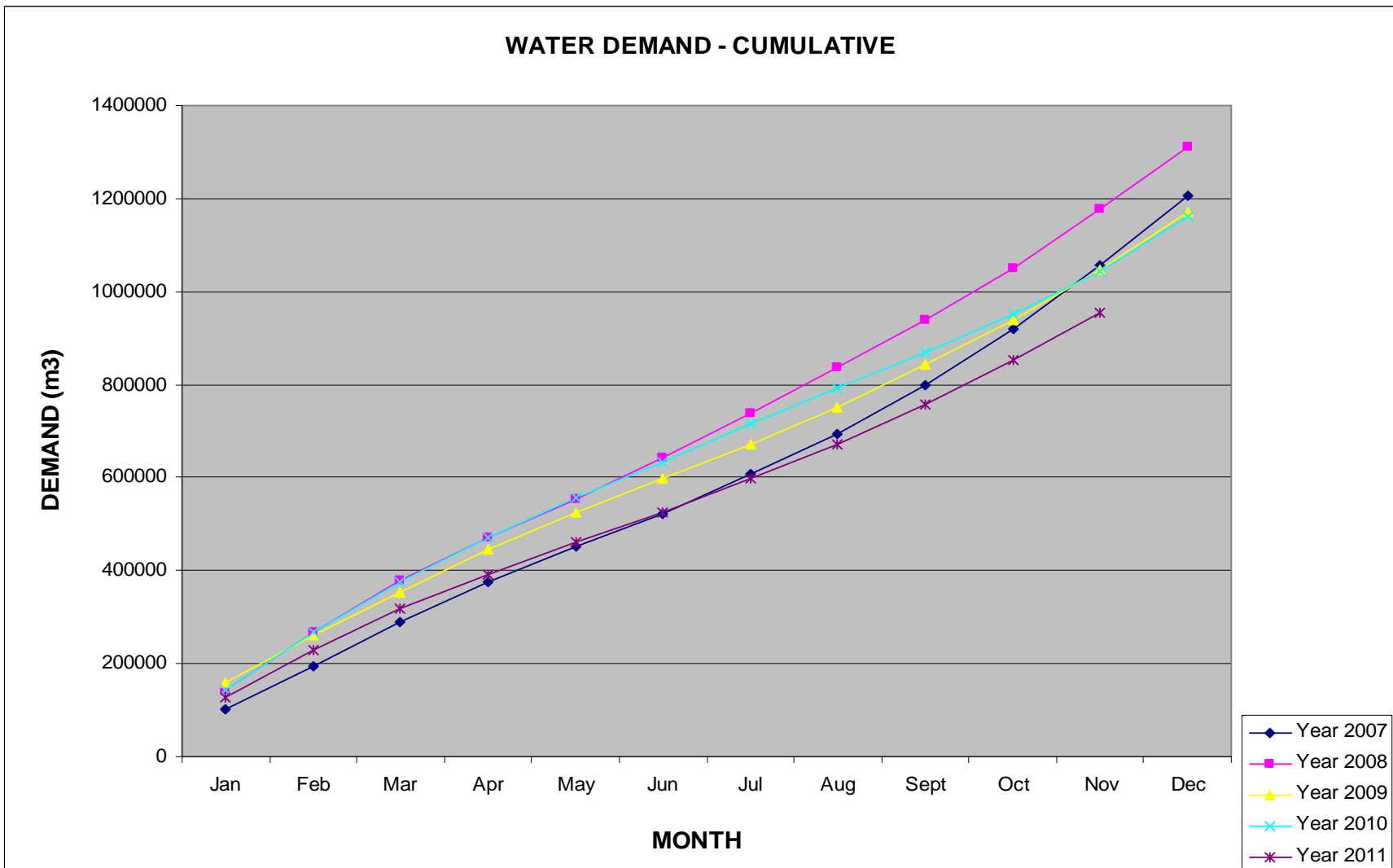


Figure 3: Yearly (calendar) Cumulative Water Demand

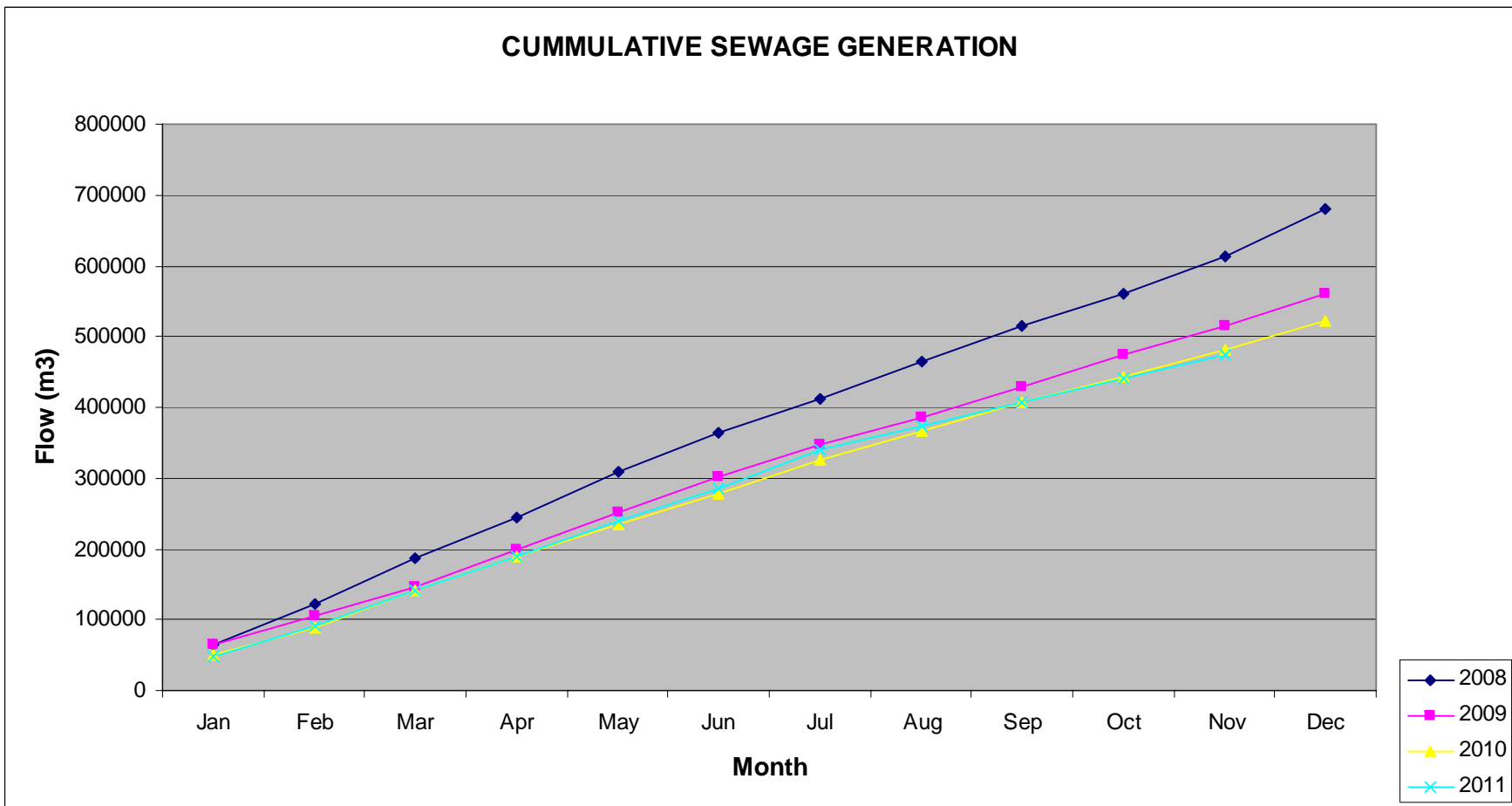


Figure 4: Yearly (calendar) Sewage Generation

Roading Report

1.0 Road Network

The roads are being maintained in a fairly good condition with no major problems observed for the reporting period.

2.0 Bridge Inspection

The annual bridge maintenance work for 2011/12 has been completed.

3.0 Biannual Resealing Programme

The price for the reseal work has been concluded and agreed with Fulton Hogan. The resealing of the following road sections will be completed by the end of January 2012.

Road Section	Area m ²
Kowhai Ford Road	5959
Deal Street	3296
Postmans Road	3639
Schoolhouse Rd	12180
Mr Fyffe Road	2209
Inland Road RP 0/0	5854
Inland Road RP 0/0	603
Inland Road RP 0/0	2370
Inland Road RP 0/0	1406
Inland Road RP 0/0	7584
Inland Road RP 0/0	4909
Inland Road RP 0/0	683
Inland Road RP 0/0	1805
Inland Road RP 0/16	6685
Inland Road RP 0/16	3339
Inland Road RP 0/16	5488
Inland Road RP 0/16	2928
Inland Road RP 0/16	3905

4.0 Seal Pavement Rehabilitation – Inland Road

The first section of the seal pavement rehabilitation on Inland Road has been completed. The second section is expected to be completed by mid December 2011.

5.0 South Bay Parade

A site visit with Councillor Holmes was carried out on 19 October 2011 to look at the option of constructing a swale along the edge of South Bay Parade opposite the racecourse. Councillor Holmes suggested that a swale be constructed to get rid of the ponding problem and that this could be completed using a grader for 4 hours. This option will cost \$556 under the maintenance contract.

6.0 Road Safety Action Plan

The District Emergency Management Officer is no longer doing the Road Safety Coordinator role; this role is assigned to the engineering department who will be working with New Zealand

Transport Agency to implement the action plans. Attached on page 9 is the draft reviewed Kaikoura Road Safety Action Plan for period October 2011 to June 2012.

Recommendation:

That Council adopt the reviewed Kaikoura Road Safety Action Plan for immediate implementation.

7.0 New Zealand Transport Agency – Giveaway Rule Changes

Two give-way rules namely the left turn versus the right turn and the uncontrolled T-intersection rule will change effective from 25 March 2012 at 5am. The details are shown on the attached information sheet on page 17.

8.0 Quality

There were no quality issues during November 2011

9.0 Environmental

There were no environmental issues during this reporting period.

10.0 Traffic Control

There were no traffic control issues to report for the period.

11.0 Monthly Performance Report – November 2011

Performance Indicators	Type	Response	Response	Number	% Acceptable
Potholes	Strategic	2 Days	2	9	100%
Potholes	Local	7 Days	7	118	100%
Drainage	All	12 Hours	1	2	100%
Unsealed Pavement Potholes	Local	7 Days	7	623	100%

12.0 Inspections

The monthly roading inspection is being carried out as specified.

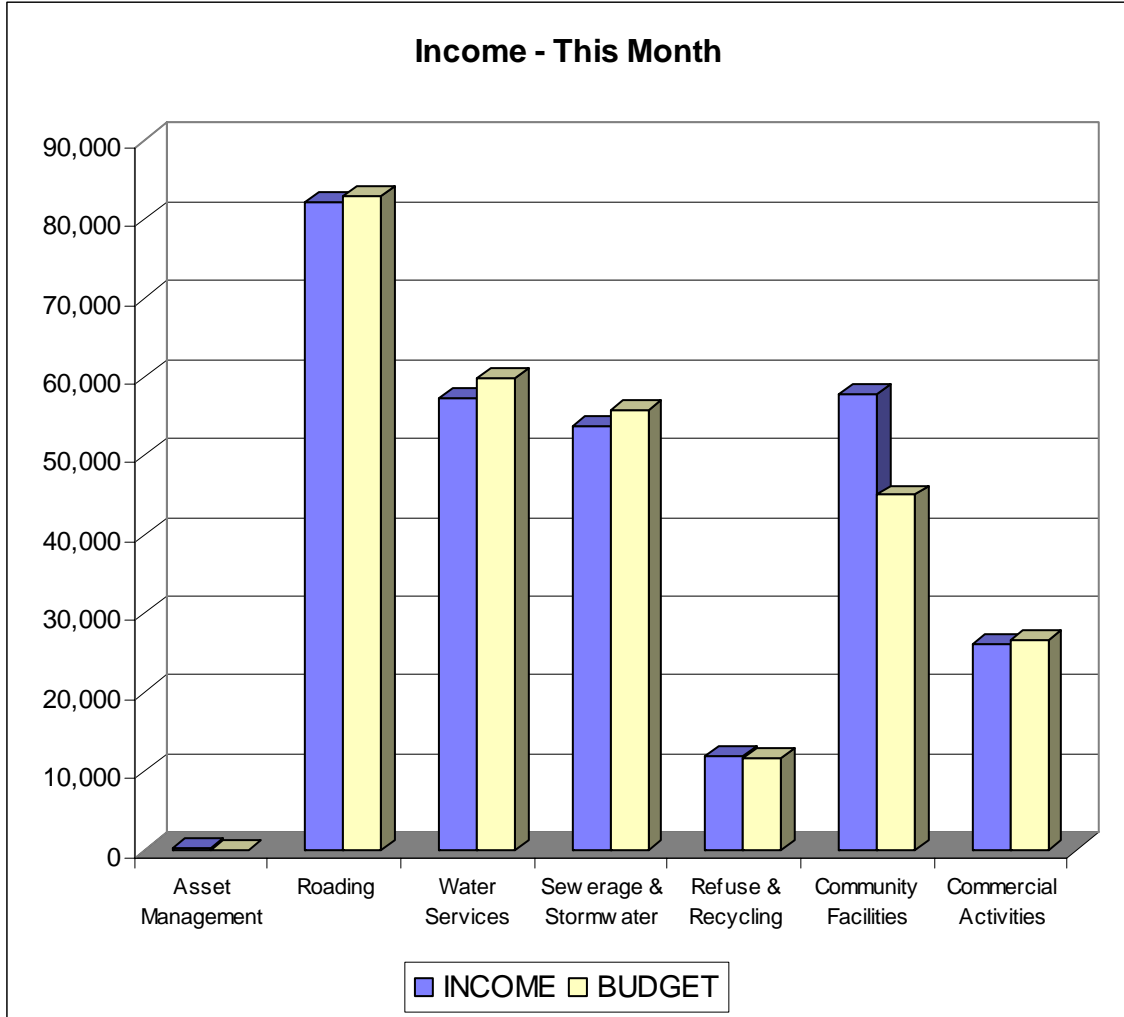
13.0 Summary of Work Completed in the Period November 2011

The report is included on the following page.

Author: Asset Manager
Endorsed by the Chief Executive Officer

Road ID	Road Name	Potholes	Other Sealing	Surface Debris	Drainage
3	AVOCA STREET	25 potholes repaired new wharf			
101	BEACH ROAD	4 potholes/ Mill Rd intersection			
108	CLARENCE VALLEY ROAD	262 potholes repaired			
110	EAST LANE	3 potholes repaired			
11	EDMUND AVENUE	2 potholes repaired			
111	ELLERTON VALHALLA ROAD	36 potholes repaired			
12	ESPLANADE ROAD	1 potholes repaired, 5 repaired Westend			Repaired broken & blocked sotem water drain Westend
116	GRANGE ROAD			Open & clean Jim Mortons crossing Hapuku River	
120	HARNETTS ROAD	15 potholes repaired		swept intersection / Wilderness Rd	
17	HAWTHORN RD EAST			swept intersection	
121	HAWTHORN ROAD WEST			Swept intesection/ Rorrisons Rd/Mt fyffe Rd	
118	INLAND ROUTE RS00/0	7 potholes repaired			Sub soil drainage
155	INLAND ROUTE RS16/0	2 potholes repaired	Overlay work		
122	KEKERENGU VALLEY ROAD	88 potholes repaired			
124	KOWHAI FORD ROAD	4 potholes repaired			
125	LUDSTONE ROAD			Swept intersections / Greenlane/ Mt Fyffe Rd/Greenlane	
129	MOUNT FYFFE ROAD	1 pothole repaired		Swept intersections/ Postmans Rd,Mill Rd, Ludstone Rd, Schoolhouse Rd	
134	POSTMANS ROAD			Swept Lukes Creek Ford, Swept intersection McInness Rd	
136	PUHI PUHI ROAD	122 potholes repaired		Clean off J Mortons crossing 4/11 opened J Mortons and Jordon crossing 28/11	
140	RED SWAMP ROAD			Swept intersection Mill Rd/ Kowhai Ford ?Rd/ Postmans Rd	
33	SCARBOROUGH STREET			Swept intersection Austin St/ Dump Rd	
142	SCHOOLHOUSE ROAD	57 potholes repaired, 1 intersection Mt Fyffe Rd		Swept intersections / Redswamp Rd, Mt Fyffe Rd	
144	SILVER SPRINGS ROAD	14 potholes repaired			
37	TORQUAY STREET	3 potholes repaired			
149	WAIAUTOA ROAD	8 potholes repaired			
150	WAIKAPA ROAD	55 potholes repaired			
153	WILDERNESS ROAD	35 potholes repaired			

Works and Services Budget Report



Expenditure - This Month

