

# Environment & Development Control

---

## **Sub Activities:**

**Building Control**

**Statutory Planning**

**Traffic Control**

**Dog & Stock Control**

**Liquor Licensing & Other Regulatory**

## **Goals**

**To ensure the natural and physical environment of the district is sustainably managed, by providing a friendly helpful service and ensuring that standards and guidelines set down in legislation and regulations are met.**

## **Nature and Scope of Activity**

### Building Control

This function is responsible for ensuring that all new buildings are safe and sanitary, by the day-to-day administration of the Building Act requirements. This includes the requirement to issue Land Information Memoranda, Project Information Memoranda, Building Consents, and Code Compliance Certificates.

### Statutory Planning

This is a regulatory function that ensures the statutory planning provisions of the Kaikoura District Plan, Resource Management Act 1991, Local Government Act 2002 and other legislation are met. This includes processing of resource consents, compliance monitoring, plan approvals, easements, caveats, road closures, right of way approvals, planning enforcement and education, etc. It is the goal of the statutory planning function to undertake its obligations in a friendly, helpful manner, which assists the community to achieve its aims while promoting that the natural and physical resources of the district are sustainably managed.

### Traffic Control

It is the aim of this function to ensure that there is provision of sufficient car parking to meet reasonable public expectations at all times of the year, and to reduce instances of incorrect or inconsiderate parking, through education where possible and issuing infringement notices where necessary.

### Dog and Stock Control

The physical work relating to the dog and stock control services, of responding to complaints, patrolling the roads, and impounding dogs, is completed under contract, and the administration services relating to registration of dogs are provided by Council. There are currently less than 1,000 dogs registered in the district.

### Liquor Licensing and Other Regulatory

The Council acts as the District Licensing Agency, to ensure that the sale and supply of liquor is managed, and that host responsibility is advocated. Other regulatory functions include noise and litter control.

## Effects on the Community

It is the goal of the Environmental and Development Control activity to essentially *protect* the social, economic, environmental and cultural well-being of the community. This is achieved by ensuring that the activities of certain persons, groups, or organisations have a minimal negative impact on the community, through enforcement and education.

## Community Outcomes

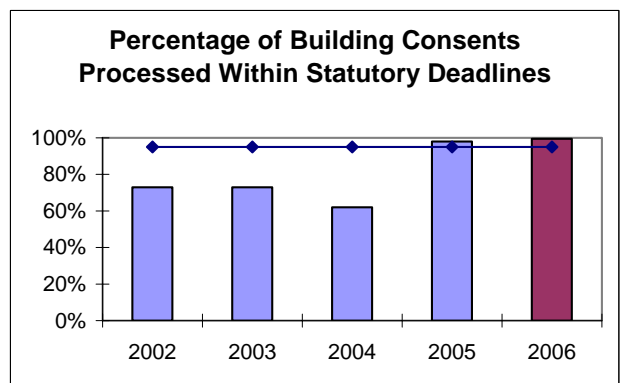
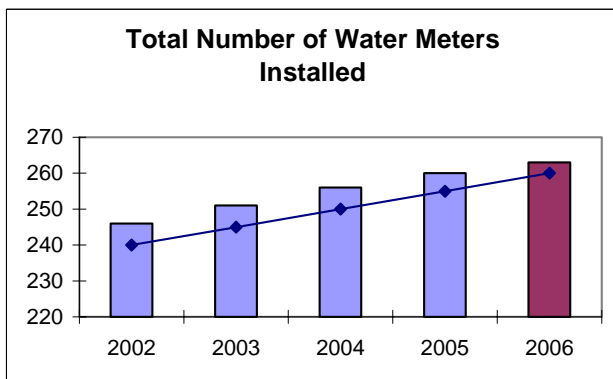
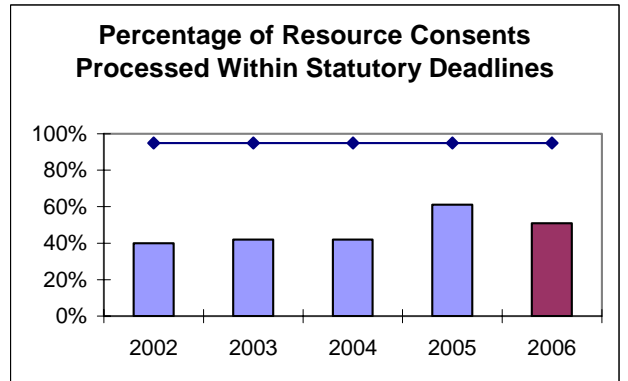
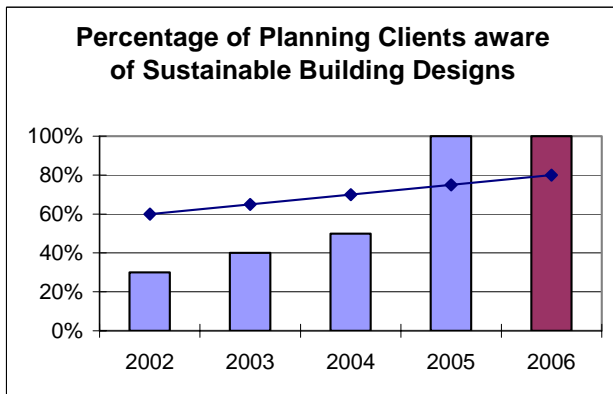
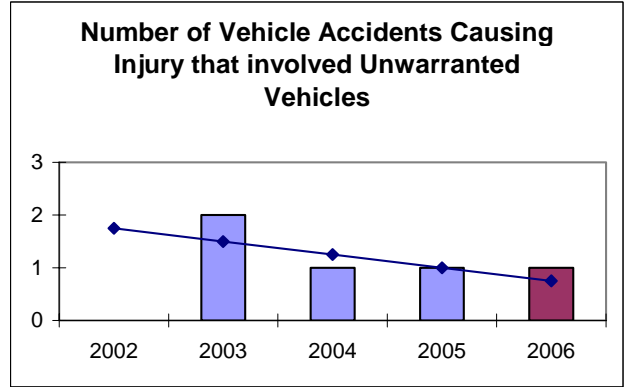
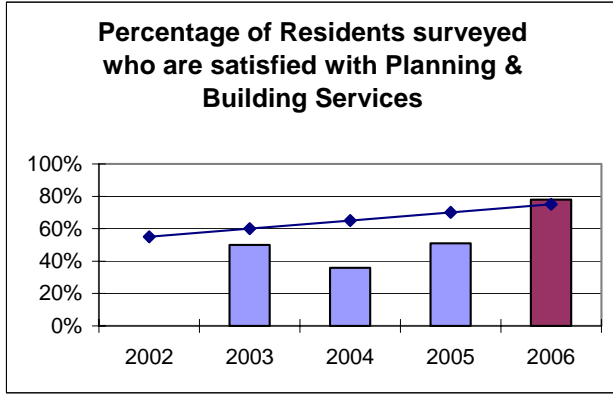
<b>Community Outcome</b>	<b>How the Environment and Development Control Activity Contributes</b>	<b>Performance Measure</b>
<b>Sustainable Development</b>	By providing adequate services, appropriately funded, to meet future development needs	Percentage of residents surveyed who are satisfied with planning and building services
	By encouraging the design and construction of sustainable developments and buildings to increase energy efficiency, reduce waste and increase efficient use of potable water	Percentage of planning clients aware of sustainable building designs
<b>Quality Water and Wastewater Services</b>	By requiring the installation of water meters for large volume users	The total number of water meters installed
<b>Safe, Efficient Transport Network</b>	By ensuring that vehicles using our roads have current warrant of fitness, demonstrating their safety for use.	The number of vehicle accidents causing injury that involved unwarranted vehicles
<b>A Quality Standard of Affordable Housing</b>	By supporting economic development by removing unnecessary planning barriers to investment	Processing resource consent and building consent applications, and liquor licenses, within statutory deadlines
	By ensuring that all housing is of a quality standard by fulfilling Council's obligations to the Building Act, including completion of code compliance certificates for all new construction.	The number of code compliance certificates issued per annum
<b>Environmental Protection and Enhancement</b>	By progressively improving land use, water and air quality, through effective planning and monitoring, and protecting sites that are significant to the Tangata Whenua	Number of resource consents that were monitored, and that complied with all consent conditions
		Percentage of Waterway samples that passed Green Globe 21 quality indicators

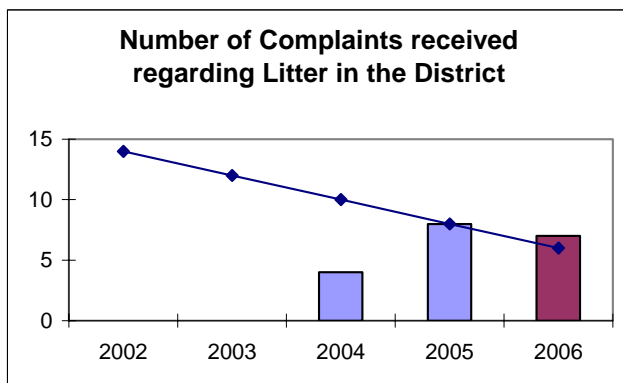
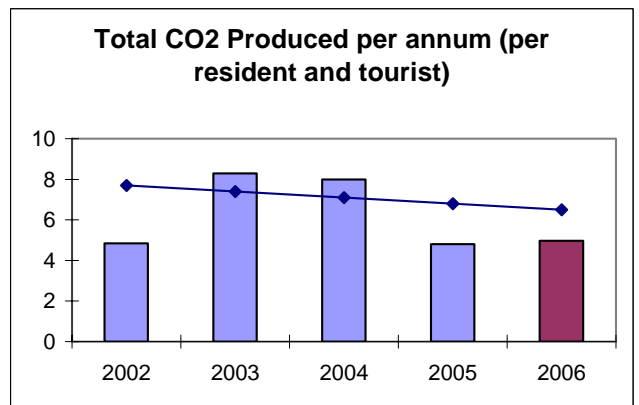
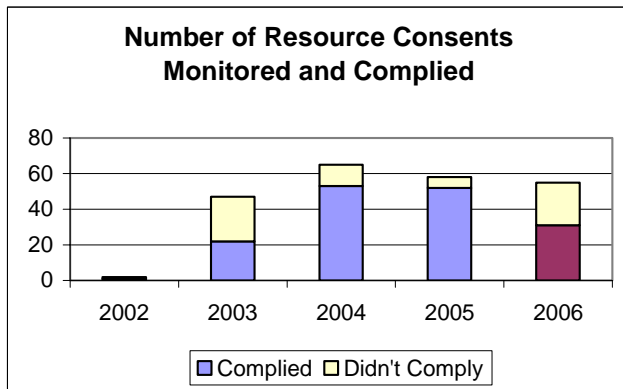
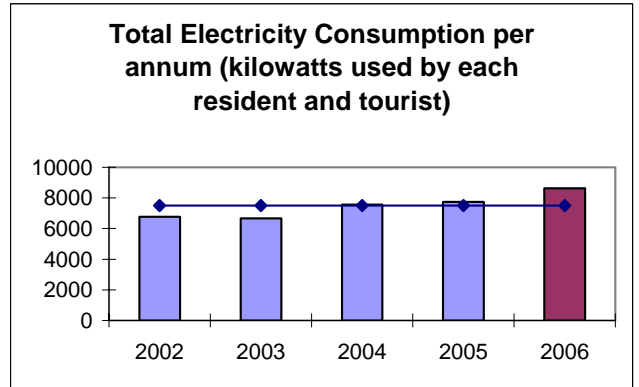
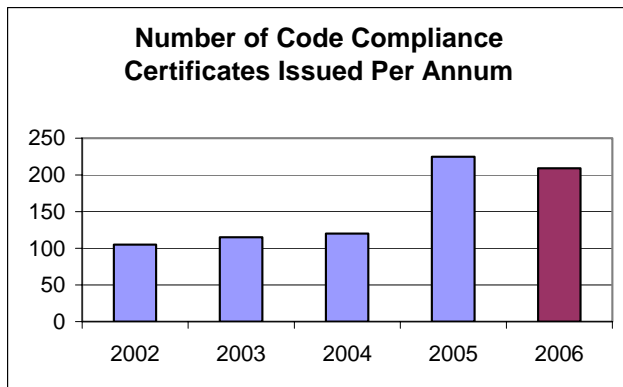
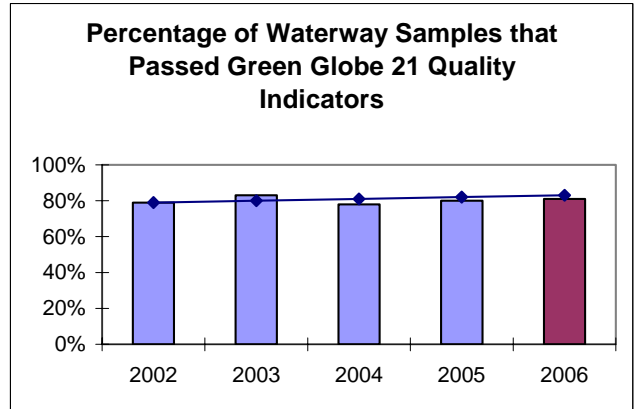
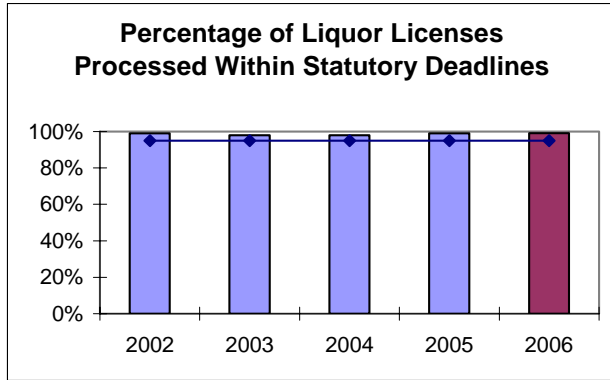
<b>Community Outcome</b>	<b>How the Environment and Development Control Activity Contributes</b>	<b>Performance Measure</b>
<b>Environmental Protection and Enhancement</b>	By preserving the scenic and amenity values that ensure a natural and tranquil Kaikoura	The number of complaints received regarding litter in the district
	By providing a planning framework that is responsive to needs of residents, developers and landowners through application of planning rules within a flexible planning framework based on desired outcomes	Total Electricity Consumption per annum (kilowatts used by each resident and tourist)
	Achieve a reduction in energy use and greenhouse gas emissions by encouraging greater energy efficiency, and through introducing appropriate planning policies and removing unnecessary barriers where they exist	Total CO2 produced per annum (tonnes produced by each resident and tourist)
<b>Affordable Access to Quality Community Facilities</b>	Support the development of a combined sports complex by removing any unnecessary planning barriers to the facility's completion	No performance measure.

## Report on Performance

The results of each performance measure on the previous page are shown here.

**KEY:** The line in each graph indicates the Councils desired trend, and for 2006 the Actual Target.





## Level of Achievement

Essentially, Council has achieved or exceeded all targets set in the Community Plan. This is with the exception of electricity consumption per person, which has increased, and the number of resource consents processed within statutory timeframes, which has decreased, and at 51% is well below target, however in terms of time frames the average for all non-notified consents was 22 days which is only 2 days over the statutory requirements (of 20 working days). Land use: average: 19 days. Subdivision: 27 days.

Pleasingly, satisfaction with Planning and Building services provided by Council has improved, and close to 100% of building consents, liquor licenses and LIMs are processed within statutory time frame. All planning and building clients are given information on sustainable building designs to encourage efficient energy and water use.

## Cost of Service Statement: Environment & Development Control

FOR THE YEAR ENDED 30 JUNE 2006

	2006 BUDGET \$	2006 ACTUAL \$	2005 ACTUAL \$
<b>Operating Expenses</b>			
Building Control	172,974	187,469	156,935
Statutory Planning	236,764	249,519	259,631
Traffic Control	28,909	28,514	23,265
Dog & Stock Control	39,581	41,821	37,348
Liquor Licensing & Other	37,183	38,234	35,182
Loan Interest	-	-	-
Depreciation	-	288	233
	515,412	545,845	512,594
<b>Funded by:</b>			
User Fees & Charges	366,904	322,141	384,458
<b>Operating Surplus/(Deficit)</b>	<b>(148,508)</b>	<b>(223,704)</b>	<b>(128,136)</b>
<b>Capital Expenditure</b>			
Control Group	-	-	-
<b>Other Revenue</b>			
General Rates	138,965	139,192	135,318
Transfer (to)/from Reserves	9,542	84,224	(7,415)
Loans	-	-	-
	148,508	223,416	127,903
<b>Balance</b>	<b>-</b>	<b>(288)</b>	<b>(233)</b>

### Capital Expenditure: Acquisition of Assets

This activity did not purchase, replace or sell any assets during the 2005/2006 year, in accordance with the provisions of the Community Plan 2004-2014.