

# Sustainable Development

---

## **Sub Activities:**

**District Planning**

**Environmental Planning**

**Biodiversity**

**Tourism Planning**

**Community Services**

## **Goals**

**To ensure that a planning framework is in place to enable the district to develop, while ensuring that the natural and physical environment of the Kaikoura District is sustainably managed.**

## **Nature and Scope of Activity**

Kaikoura has long recognised the importance of its environment to both its resident community, and the continued investment from the commercial sector due to its appeal to tourism. It is the role of this activity to enable growth to continue, without compromising on the natural beauty and unpolluted environment we all treasure.

This function includes the development and administration of a District Plan, which is a 10 year plan to manage effects on the natural and physical resources of the district (private and Council generated), and monitoring the effectiveness of the plan. Completion of the Proposed Kaikoura District Plan has been delayed pending the inclusion of a variation to provide for a new Tourism Zone on the top of the peninsula plus a major residential subdivision at Fernleigh, and on the outskirts of the urban township as far north as Mill Road.

As is widely known, the country's areas of indigenous biodiversity are decreasing. This is the case for our district also. It is in everybody's interests to halt this decline, not only for our generation but also for those to come. Kaikoura is an environmentally conscious district that has a desire to protect its indigenous biodiversity, to retain this asset, which also brings people here – this has been reinforced in Kaikoura's aspirations of our Green Globe 21 commitments, the Kaikoura District Plan, the Tourism Strategy and the Trees for Travellers Project.

In recent years Council has increased its involvement in environment and community planning, and taken a leading role in the Green Globe 21 initiative, being the first community in New Zealand to become benchmarked as part of a pilot project. In November 2005, the Kaikoura community achieved Green Globe 21 certified status by meeting the requirements of the Green Globe 21 Community Standard and thereby demonstrating that Kaikoura cares about its environment and is taking steps to protect it. We are the second community in the world, and the only local authority in the world, to achieve this.

## **Effects on the Community**

This activity effectively enables economic growth and development to occur, while sustaining and protecting the social, environmental and cultural well-being of the community. Through planning for growth, any negative affects on the environment, and the people living here, are mitigated.

## Community Outcomes

The following table highlights how Sustainable Development contributes to the achievement of Community Outcomes.

Community Outcome	How the Sustainable Development Activity Contributes	Performance Measure
<b>Sustainable Development</b>	Influencing the shape of development by facilitating a coherent community vision	Adoption of Long Term Council Community Plan
	Providing adequate infrastructure and services, appropriately funded, to meet future development needs	Residents surveyed who are satisfied with the impact of growth on the district's infrastructure
	Managing the social and cultural impacts of tourism, supporting tourism development that has local socio-economic benefits, and contributing to funding for district promotion, through the Kaikoura Tourism Strategy	Residents surveyed taking part in environmental initiatives  Residents surveyed taking part in social initiatives  Residents surveyed who think council takes notice of their views  Residents surveyed with interest in or knowledge of participating in Council decisions  Residents surveyed who agree that Kaikoura is a close supportive community  Number of residents employed in tourism
	Providing for the needs of residents and tourists in a balanced and equitable way through appropriate planning policies	Proposed District Plan becoming operative
	Conserving cultural heritage by developing close partnerships with the Runanga, Historic Places Trust and other relevant organisations and actively promoting strategic goals for cultural heritage	Percentage of residents surveyed who are satisfied that our cultural heritage is being conserved

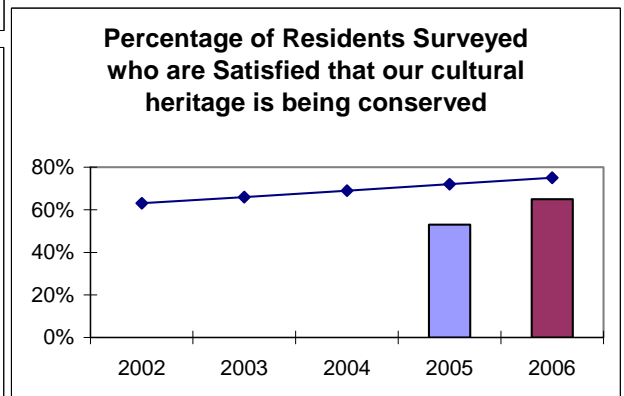
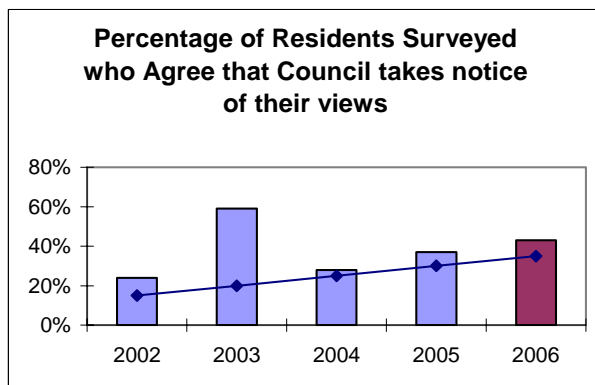
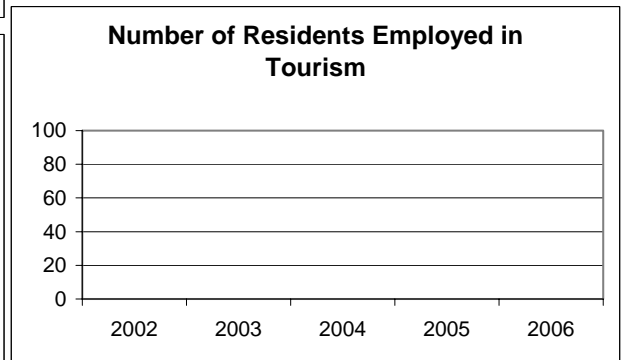
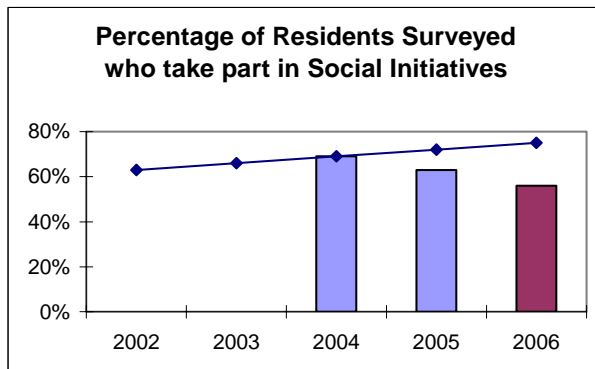
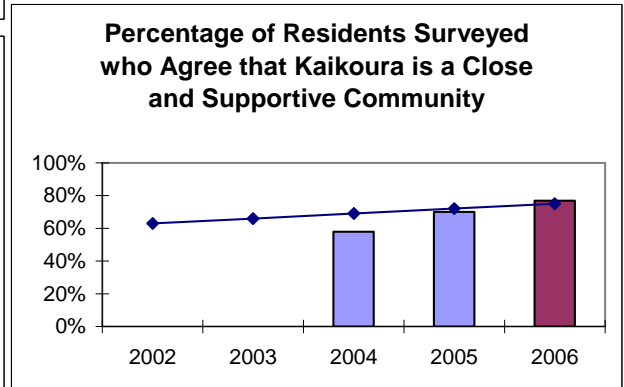
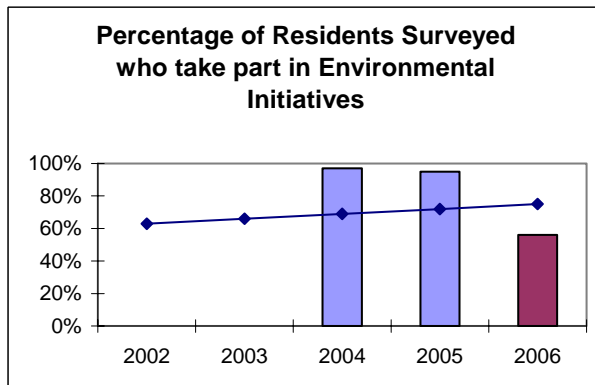
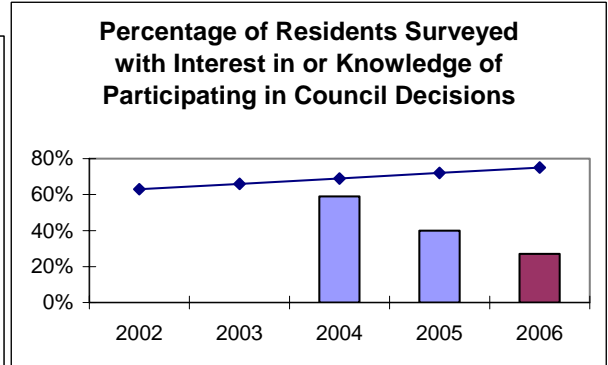
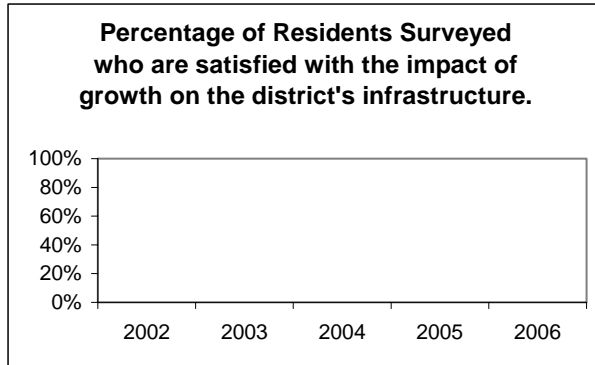
Community Outcome	How the Sustainable Development Activity Contributes	Performance Measure
<b>Quality Water and Wastewater Services</b>	Planning for infrastructure to support anticipated development needs, including investigation into existing and future services	Asset Management Plans developed
<b>Safe, Efficient Transport Network</b>	Protect strategic state highway routes by ensuring land uses adjacent to those arterials are compatible with efficient traffic flows	No appeals by Transit NZ to Council decisions relating to land uses adjacent to the State Highway
	Requiring a user contribution to maintenance or development where roads or bridges serve only a small number of users	Adoption of a Development Contributions Policy enabling this to occur
	Developing airport facilities as required to service passenger traffic	Progress of airport development per the Airport Development Plan
	Contribute to a reduction in greenhouse gas emissions and energy use, and improve the air quality of Kaikoura by education and encouragement	Total Nitrogen Oxides produced Total Carbon Monoxide produced Total particulates produced Total Volatile Organic Carbons produced (All per annum and kilograms/hectare)
<b>A Quality Standard of Affordable Housing</b>	Provide for residential expansion in the outskirts of the urban area by making provision in the District Plan for increased residential zoning  Support economic development by removing unnecessary planning barriers to investment	Development of a Structure Plan to provide strategic direction for urban development
<b>Environmental Protection and Enhancement</b>	Progressively improving land use, water, and air quality, through effective planning and monitoring, and protecting sites that are significant to the Tangata Whenua  Preserving the scenic and amenity values that ensure a natural and tranquil Kaikoura	Total area of significant sites protected  State of the Environment Report

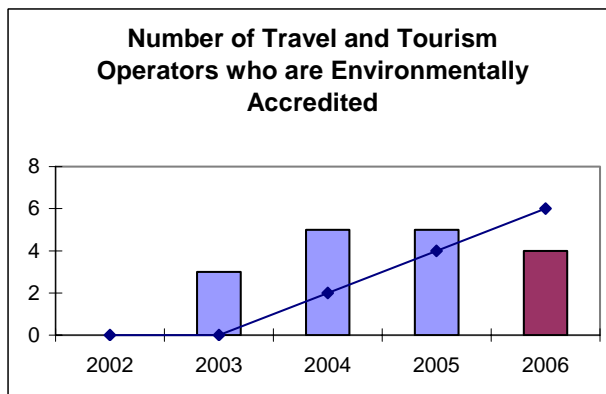
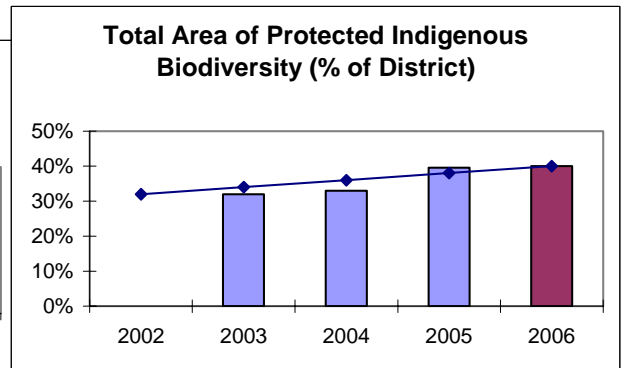
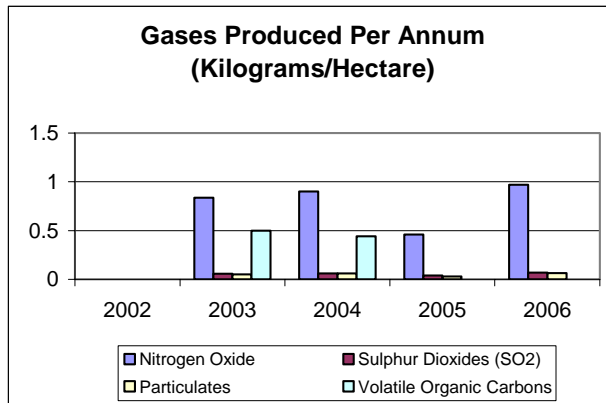
<b>Community Outcome</b>	<b>How the Sustainable Development Activity Contributes</b>	<b>Performance Measure</b>
<b>Environmental Protection and Enhancement</b>	Preserving long-term choice by controlling the spread of residential development	Development of a Structure Plan to provide strategic direction for urban development
	Increasing the area of indigenous biodiversity through a partnership with DOC and Kaikoura landowners	Total area of indigenous biodiversity as a percentage of the total district
	Achieving and maintaining Green Globe 21 Certified status by continually improving and monitoring the benchmark provisions in the certification process	The Green Globe 21 Community Standard
	Ensure that Council encourages sustainable management of resources throughout the community.	The number of travel and tourism operators who are environmentally accredited
	Ongoing development of an integrated waste strategy, incorporating a waste minimisation and recycling programme and maximising the remaining life of the existing landfill	Review of Landfill Waste Management Plan
<b>Affordable Access to Quality Community Facilities</b>	Supporting the development of a combined sports complex, by assisting in the implementation of a feasibility study, and removing any unnecessary barriers to the facilities completion	Development of a combined sports complex

## Report on Performance

The results of each performance measure on the previous pages are shown here.

**KEY:** The line in each graph indicates the Councils desired trend, and for 2006 the Actual Target.





In addition to the above performance measures, the following table identifies those results that could not be presented in graphic form.

Performance Measure	Last Year	Target	Actual Result 2005/2006
Adoption of Long Term Council Community Plan	Not applicable	Achieved	The Kaikoura Long Term Council Community Plan for 2006-2016 was adopted by Council on 30 June 2006.
Proposed District Plan becoming operative	Not achieved	Achieved	A limited number of appeals are outstanding, these are currently progressing well.

<b>Performance Measure</b>	<b>Last Year</b>	<b>Target</b>	<b>Actual Result 2005/2006</b>
Asset Management Plans developed	Not applicable	Achieved	Asset Management Plans have been developed for Infrastructural assets; these were updated in the Community Plan process.
No appeals by Transit NZ to Council decisions relating to land uses adjacent to the State Highway	Not recorded	Nil	No appeals received.
Adoption of a Development Contributions Policy	N/A	Policy developed	This Policy was first adopted in 2005, and reviewed in the Community Plan process.
Progress of airport development per the Airport Development Plan	N/A	Evidence of progress	Airport Development Plan progressing
State of the Environment Report	N/A	Report developed	Yet to be developed
Development of a Structure Plan to provide strategic direction for urban development	N/A	Complete by June 2005	Yet to be developed
The Green Globe 21 Community Standard	Green Globe 21 Benchmarked	Green Globe 21 Certified	Green Globe 21 Community Certification obtained 2005, process underway for certification in 2006.
Review of Landfill Waste Management Plan	N/A	Complete by June 2005	Currently in progress, Draft expected by November 2006.
Development of a combined sports complex	N/A	Report completed by December 2004	Progress ongoing, design footprints and external concepts prepared

## Level of Achievement

Essentially Council has met most of its performance targets set in the Community Plan, with the exception of those indicators relating to community participation in environmental and social initiatives. Note that the question relating to the percentage of residents surveyed who are satisfied with the impact of growth on the district's infrastructure was never asked in any of our surveys. Also no data has been gathered regarding the number of residents employed in tourism.

Pleasingly the percentage of residents surveyed who feel Council takes notice of their view continues to improve, however the percentage surveyed who are interested in, or know how to, take part in the decision making process has decreased. Council will build on its relationship with the community as a priority over coming months.

The highlight of the 2005 financial year was the attainment of Green Globe certification, and Council is anticipating that certification to be renewed following an independent audit in October. In achieving this certification, the Council and the district has proven that we are committed to protecting the environment and the sustainability of our resources.

As the first local authority in the world, and the second community in the world, to achieve certification we are being recognised internationally for this commitment.

## Cost of Service Statement: Sustainable Development

FOR THE YEAR ENDED 30 JUNE 2006

	2006 BUDGET \$	2006 ACTUAL \$	2005 ACTUAL \$
<b>Operating Expenses</b>			
District Planning	138,752	166,886	161,839
Environmental Planning	152,948	94,766	145,576
Biodiversity	60,754	81,482	24,298
Tourism Planning	100,000	70,458	14,098
Community Services	77,040	58,799	38,456
Loan Interest	3,596	3,135	4,023
Depreciation	-	-	-
	533,090	475,526	388,290
<b>Funded by:</b>			
Targeted Rates	99,223	99,574	103,074
User Fees & Charges	68,438	25,193	137,503
Grants & Subsidies	91,670	116,685	66,890
	259,331	241,452	307,467
<b>Operating Surplus/(Deficit)</b>	<b>(273,759)</b>	<b>(234,074)</b>	<b>(80,823)</b>
<b>Capital Expenditure</b>			
Loan Principal	10,363	-	10,363
<b>Other Revenue</b>			
General Rates	244,122	245,638	154,486
Reserves	40,000	(11,564)	(63,300)
Loans	-	-	-
	284,122	234,074	91,186
<b>Balance</b>	<b>-</b>	<b>-</b>	<b>-</b>

### Capital Expenditure: Acquisition of Assets

No assets relating to this activity were purchased, replaced or sold during the year.