

Regulation & Control

Sub Activities:

Building Control

Statutory Planning

Traffic Control

Dog & Stock Control

Liquor Licensing

Other Regulatory

Goals

To ensure the natural and physical environment of the district is sustainably managed, by providing a friendly helpful service and ensuring that standards and guidelines set down in legislation and regulations are met.

Nature and Scope of Activity

This activity is the statutory monitoring and compliance arm of Council's function. Council has a number of statutory obligations under a vast range of legislation. The planning and regulatory activity of Council has an important influence on the community's health and wellbeing, and it is Council's commitment to adequately resource these services.

Building Control

This function is responsible for ensuring that all new buildings are safe and sanitary, by the day-to-day administration of the Building Act requirements. This includes the requirement to issue Land Information Memoranda, Project Information Memoranda, Building Consents, and Code Compliance Certificates. The Building Act 2002 now requires that Council is accredited as a Building Consent Authority by June 2008 and this, coupled with far stricter building regulations nationally, has had a significant impact on the building control function. New staff have been employed to deal with the increased administrative workload, however the timeframes for building consents to be processed are still anticipated to lengthen.

Statutory Planning

This is a regulatory function that ensures the statutory planning provisions of the Kaikoura District Plan, Resource Management Act 1991, Local Government Act 2002 and other legislation are met. This includes processing of resource consents, compliance monitoring, plan approvals, easements, caveats, road closures, right of way approvals, planning enforcement and education, etc. It is the goal of the statutory planning function to undertake its obligations in a friendly, helpful manner, which assists the community to achieve its aims while promoting that the natural and physical resources of the district are sustainably managed.

Traffic Control

It is the aim of this function to ensure that there is provision of sufficient car parking to meet reasonable public expectations at all times of the year, and to reduce instances of incorrect or inconsiderate parking, through education where possible and issuing infringement notices where necessary.

Dog and Stock Control

The physical work relating to the dog and stock control services, of responding to complaints, patrolling the roads, and impounding dogs, is completed under contract, and the administration services relating to registration of dogs are provided by Council. There are currently less than 1,000 dogs registered in the district.

Liquor Licensing





The Council acts as the District Licensing Agency, to ensure that the sale and supply of liquor is managed, and that host responsibility is advocated.

Other Regulatory

Other regulatory functions include noise and litter control.

Effects on the Community

It is the goal of the Regulation and Control activity to essentially *protect* the social, economic, environmental and cultural well-being of the community. This is achieved by ensuring that the activities of certain persons, groups, or organisations have a minimal negative impact on the community, through enforcement and education. This may include development controls such as conditions placed on a land use consent, height restrictions placed on a building consent, or other controls such as speed limits, and control of wandering dogs.

Economic		Enforcement of statutory obligations may place restrictions on certain aspects of economic development, but it also ensures that the development that does take place has minimal negative impact
Environmental		The environment is protected by enforcing the provisions in legislation, Council's bylaws and the Kaikoura District Plan
Social		Regulation and Control protects the health and safety of the whole community
Cultural		Cultural wellbeing is protected by this activity.

Community Outcomes

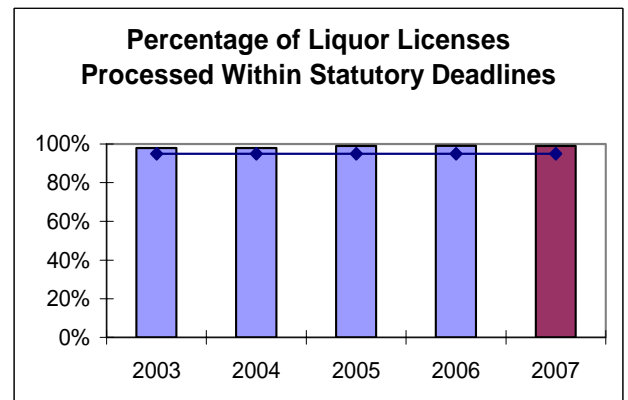
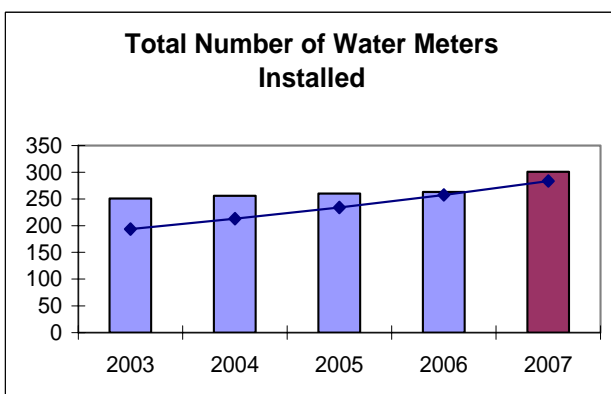
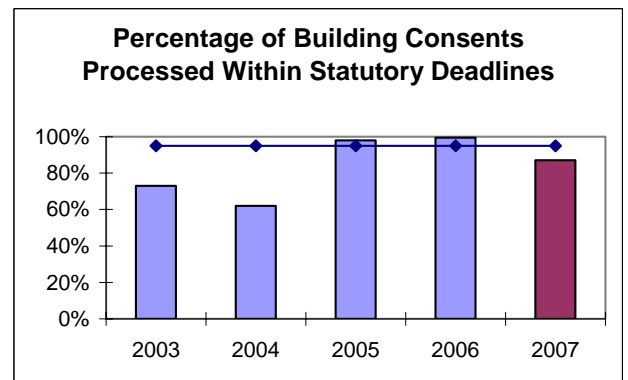
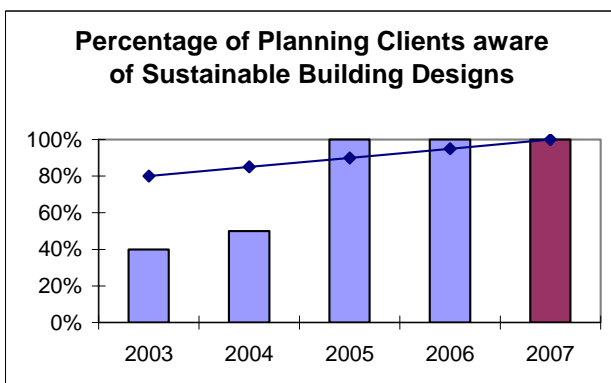
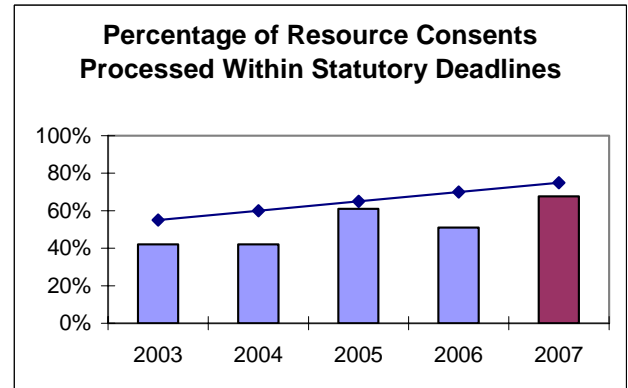
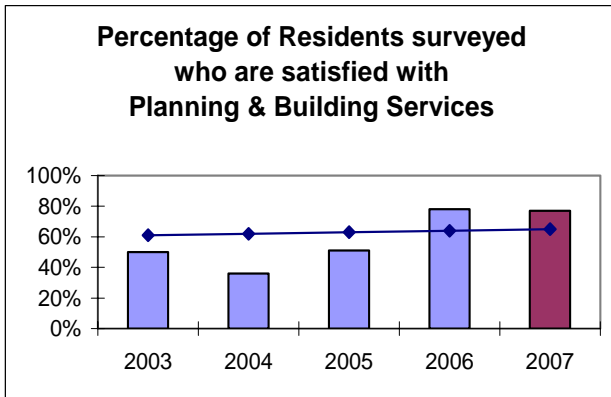
Community Outcome	How the Regulation & Control Activity Contributes	Performance Measure
Sustainable Development	By encouraging the design and construction of sustainable developments and buildings to increase energy efficiency, reduce waste and increase efficient use of potable water, through appropriate planning policies and removing unnecessary barriers where they exist	Distribution of information packs on sustainable construction matters
	Support economic development by removing unnecessary planning barriers to investment	Processing resource consents, building consents and liquor licence applications within statutory deadlines
Quality Water and Wastewater Services	Plan for equitable water consumption, and reduction in water use per capita, by requiring the installation of water meters per Council's Water Bylaw	Resource consent applications that are considered high volume users are issued with water metering as a condition of consent. The total number of water meters installed should reflect this.
Safe, Efficient Transport Network	Provide for efficient traffic flows, particularly in the West End, by reducing the instances of inappropriate or inconsiderate parking	Parking infringements are issued where considered appropriate
A Quality Standard of Affordable Housing	By ensuring that all housing is of a quality standard by fulfilling Council's obligations to the Building Act, including completion of code compliance certificates for all new construction.	Percentage of building consents issued that have code compliance certificates – note that this measure proved too difficult to obtain and the number of code compliance certificates issued has been used instead
Environmental Protection and Enhancement	By progressively improving land use, water and air quality, through effective planning and monitoring, and protecting sites that are significant to the Tangata Whenua	Number of resource consents that were monitored, and that complied with all consent conditions

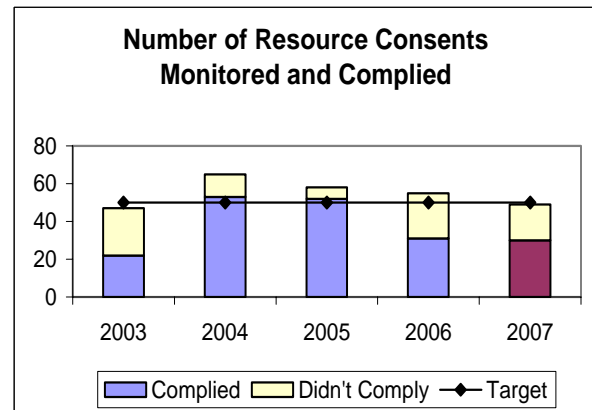
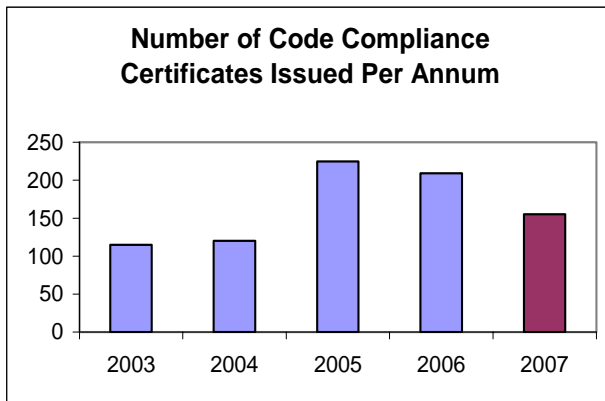
Community Outcome	How the Regulation & Control Activity Contributes	Performance Measure
Environmental Protection and Enhancement	By providing a planning framework that is responsive to needs of residents, developers and landowners through application of planning rules within a flexible planning framework based on desired outcomes	Percentage of residents surveyed who are satisfied with Statutory Planning and Building Control services
	By preserving the scenic and amenity values that ensure a natural and tranquil Kaikoura, and actively promoting sustainable strategic goals for the environment	<p>Reduce the nuisance of barking or wandering dogs by responding to complaints within 24 hours</p> <p>Reduce the nuisance of disorderly behaviour and vandalism by adopting and implementing a Control of Liquor and Liquor Ban Bylaw</p>
Affordable Access to Quality Community Facilities	By progressively ensuring that all public buildings and community facilities have wheelchair access, adequate car parking spaces, and appropriate foot access	Identify those properties that require improved access and carparking, and give evidence of corrective action taken where access is inadequate

Report on Performance

The results of each performance measure on the previous page are shown here.

KEY: The line in each graph indicates the Council's desired trend, and for 2007 the Actual Target.





Performance Measure	Last Year	Target 2007-2009	Actual Result 2006/2007
Parking infringements are issued where considered appropriate	18 tickets issued	Ongoing as appropriate	23 tickets issued, the majority were for parking in excess of a time limit in the West End
Reduce the nuisance of disorderly behaviour and vandalism by adopting and implementing a Control of Liquor and Liquor Ban Bylaw	N/A	Control of Liquor and Liquor Ban Bylaw adopted by October 2006	Control of Liquor and Liquor Ban Bylaw adopted
Identify those properties that require improved access and carparking, and give evidence of corrective action taken where access is inadequate	N/A	80% of buildings and facilities identified have the required standard of access	No properties have yet been formally identified

Level of Achievement

In terms of processing within statutory timeframes for resource consents, the result of 68% is a substantial improvement from last year's 51%, and improvement is still sought in this area. It should be noted that Council does not apply Section 37 of the RM Act which can be used to "double the statutory timeframes". In addition if additional information is sought the clock is stopped and not reset to zero. The processing timeframes reported therefore closely reflect actual working days to process the consent.

The timeframe for building consent processing has decreased to 87% from 99%, this is entirely due to the increased pressure placed on staff to complete the tasks required to meet accreditation as a building consent authority by June 2008. Additional building administration staff have been employed, and Council is currently seeking to employ another building control officer, as the accreditation requirements will be ongoing. Pleasingly, close to 100% liquor licenses are processed within statutory time frame. All planning and building clients are given information on sustainable building designs to encourage efficient energy and water use, and the public is generally satisfied with our planning and building service.

Cost of Service Statement: Regulation & Control

FOR THE YEAR ENDED 30 JUNE 2007

	2007 BUDGET \$	2007 ACTUAL \$	2006 ACTUAL \$
Operating Expenses			
Building Control	198,911	253,234	187,469
Statutory Planning	257,641	266,680	249,519
Traffic Control	33,827	30,082	28,514
Dog & Stock Control	41,162	46,363	41,821
Liquor Licensing & Other	37,044	40,316	38,234
Loan Interest	-	-	-
Depreciation	-	233	288
	568,586	636,908	545,845
Funded by:			
User Fees & Charges	393,189	413,175	322,141
Operating Surplus/(Deficit)	(175,397)	(223,733)	(223,704)
Capital Expenditure			
New or Replacement Assets	-	-	-
Funded by:			
General Rates	175,397	179,211	139,192
Transfer from/(to) Reserves	-	44,289	84,224
Depreciation	-	233	288
Loans	-	-	-
	175,397	223,733	223,704

Capital Expenditure: Acquisition of Assets

This activity did not purchase, replace or sell any assets during the 2006/2007 year, in accordance with the provisions of the Long Term Council Community Plan 2006-2016.