

## District Development

---

### **Sub Activities:**

**District Planning**

**Environmental Planning**

**Biodiversity**

**Tourism & Economic Development**

**Community Services**

### **Goals**

To ensure that a planning framework is in place to enable the district to develop, while ensuring that the natural and physical environment of the Kaikoura District is sustainably managed.

### **Nature and Scope of Activity**

Kaikoura has long recognised the importance of its environment to both its resident community, and the continued investment from the commercial sector due to its appeal to tourism. It is the role of this activity to enable growth to continue, without compromising on the natural beauty and unpolluted environment we all treasure.

This function includes the development and administration of a District Plan, which is a 10 year plan to manage effects on the natural and physical resources of the district (private and Council generated), and monitoring the effectiveness of the plan. The Kaikoura District Plan was adopted and became fully operative on 23 June 2008.

As is widely known, the country's areas of indigenous biodiversity are decreasing, however this is not the case for our district, as landowners have voluntarily protected areas of land that are significant in terms of biodiversity. Kaikoura is an environmentally conscious district that has a desire to protect its indigenous biodiversity, to retain this asset, which also brings people here – this has been reinforced in Kaikoura's aspirations of our Green Globe commitments, the Kaikoura District Plan, the Tourism Strategy and the Trees for Travellers Project.

Council is internationally recognised as a leader in environmental sustainability. Since November 2005, the Kaikoura community has achieved and maintained its Green Globe certified status by meeting the requirements of the Green Globe Community Standard and thereby demonstrating that Kaikoura cares about its environment and is taking steps to protect it. We are the second community in the world, and the only local authority in the world, to achieve this.

In recent years, in response to the need expressed by our community to aid in the promotion of Kaikoura as a tourist destination, more emphasis has been placed on tourism and economic development, and strategies are being developed to promote the district and extend the shoulder season for tourism, and also to address some of the perceived barriers to economic growth.

Council, through its Community Services functions, provides financial assistance by way of Council grants, distribution of trust funds, and allocation of central government assistance, to various social, cultural, economic and environmental organisations within the community.

## Effects on the Community

<b>Economic</b>	☺	It is the role of this activity to plan for growth and provide frameworks to enable economic benefits to flourish throughout the community
<b>Environmental</b>	☺	Environmental planning ensures that the impact of growth is sustainable and areas of indigenous biodiversity are protected and treasured, and that our Green Globe benchmarking standards are maintained and improved upon annually
<b>Social</b>	☺	The environmental successes of this activity have resulted in intense community pride, and further, provision of financial assistance to various organisations such as voluntary and sport organisations has boosted social benefits
<b>Cultural</b>	☺	This activity provides financial assistance to organisations such as the Mayfair Theatre, and allocates funding to groups and individuals to promote the range of arts available to the community.

## Community Outcomes

The following table highlights how District Development contributes to the achievement of Community Outcomes.

<b>Community Outcome</b>	<b>How the District Development Activity Contributes</b>	<b>Performance Measure</b>
<b>Sustainable Development</b>	Influencing the shape of development by facilitating a coherent community vision, setting standards for development and coordinating with other agencies	District Plan adopted, and reviewed within the ten year period
	Providing adequate infrastructure and services, appropriately funded, to meet future development needs, including creating industrial parks	Development of an industrial zone away from the residential area
	Managing the social, cultural and environmental impacts of tourism, supporting tourism development that has local socio-economic benefits, and contributing to funding for district promotion, through the Kaikoura Tourism Strategy	Residents surveyed taking part in environmental initiatives
		Residents surveyed taking part in social initiatives
		Percentage of residents surveyed who are in full time, long term employment

Community Outcome	How the District Development Activity Contributes	Performance Measure
<b>Sustainable Development</b>	Providing for the needs of residents and tourists in a balanced and equitable way through appropriate planning policies that are responsive to variations in the pace of private sector investment	Plan changes completed in less than the national average time frame as reported by the Ministry for the Environment
	Conserving cultural heritage by developing close partnerships with Te Runanga O Kaikoura, NZ Historic Places Trust and other relevant organisations and actively promoting strategic goals for cultural heritage	Memoranda of Understanding developed with Te Runanga O Kaikoura, and with other organisations as appropriate
	Support economic development by removing unnecessary planning barriers to investment	The percentage of residents surveyed who are satisfied with Planning and Building services
<b>Quality Water and Wastewater Services</b>	Planning for infrastructure to support anticipated development needs, including investigation into existing and future services	Asset Management Plans are updated regularly and take into consideration future growth projections
	Reduce total water usage on a per capita basis in line with Council's Green Globe programme	Water consumption per person (litres m <sup>3</sup> per resident and tourist)
<b>Safe, Efficient Transport Network</b>	Protect strategic state highway routes by ensuring land uses adjacent to those arterials are compatible with efficient traffic flows	No appeals by Transit NZ to Council decisions relating to land uses adjacent to the State Highway
	Requiring a user contribution to maintenance or development where roads or bridges serve only a small number of users	Council does not contribute more than 50% of maintenance or development cost from ratepayers funds for such projects
	Developing airport facilities as required to service passenger traffic	Progress of airport development per the Airport Development Plan

Community Outcome	How the District Development Activity Contributes	Performance Measure
<b>Safe, Efficient Transport Network</b>	Contribute to a reduction in greenhouse gas emissions and energy use, and improve the air quality of Kaikoura by encouraging the community to regularly maintain vehicles in their ownership and where practical to use more sustainable forms of transport	Percentage of residents surveyed who said they regularly bike or walk (to work for example) instead of taking their car
<b>Opportunities for Quality Education and Employment</b>	Encourage light industry developments with a view to the diversification of the economic base in the district, therefore relieving the affect of tourism related seasonal and part time employment	Rezoning appropriate land to encourage light industrial development
<b>A Quality Standard of Affordable Housing</b>	Provide for residential expansion in the outskirts of the urban area by making provision in the District Plan for increased residential zoning	Development of a Structure Plan to provide strategic direction for urban development
<b>Environmental Protection and Enhancement</b>	Progressively improving land use, water, and air quality, through effective planning and monitoring, and protecting sites that are significant to the Tangata Whenua, landowners, and the public generally	Council support of private landowners who wish to increase the level of biodiversity on their properties
	Preserving the scenic and amenity values that ensure a natural and tranquil Kaikoura	Ensure that outstanding and significant landscape overlays are managed as per the District Plan. Appropriate resource consents are obtained prior to any development in those specific areas
	Ensuring that Council sets a good example in its own resource management practices, and encouraging sustainable management of resources throughout the community	Implementation of the Zero Waste Policy
		Implementation of the Climate Change Protection Plan
	Meeting Green Globe benchmarking standards	

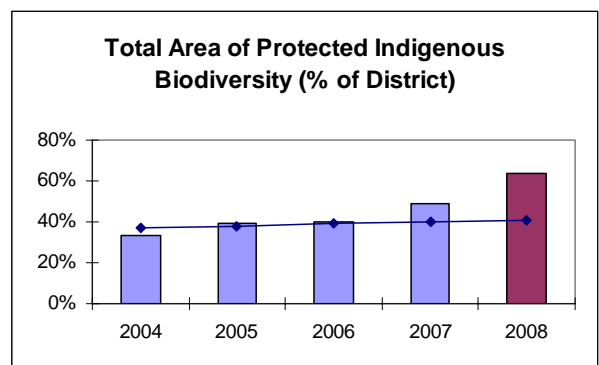
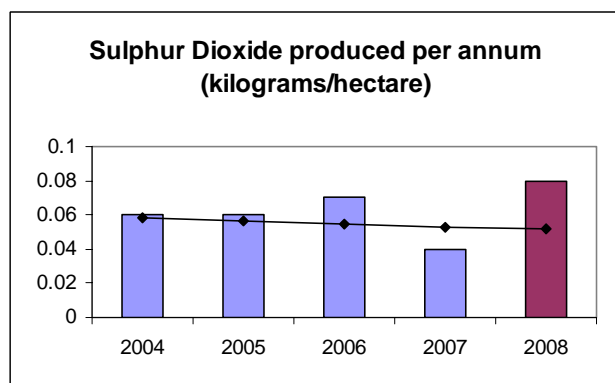
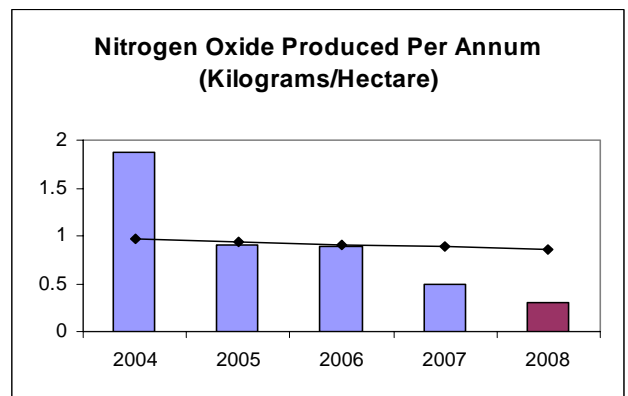
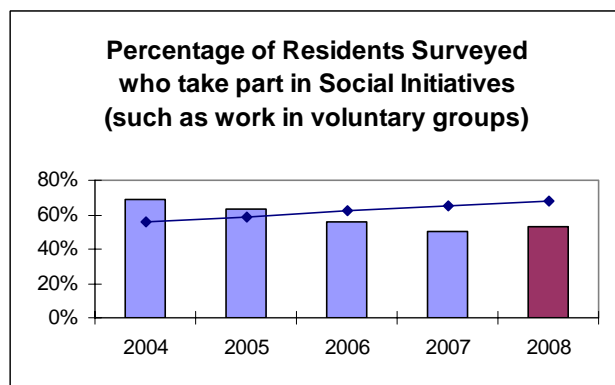
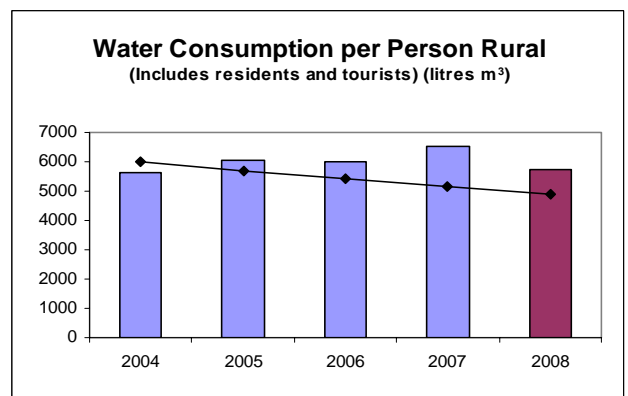
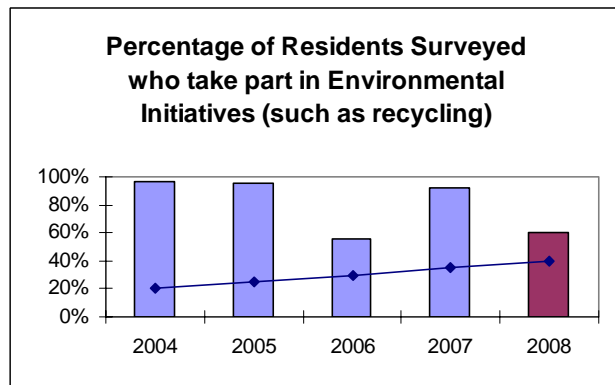
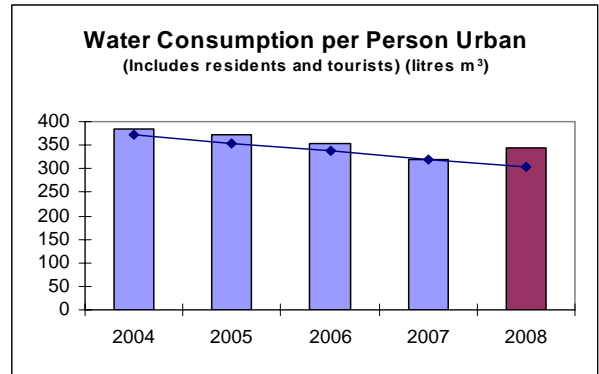
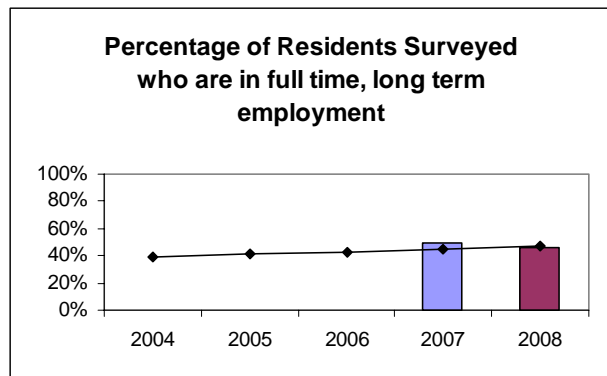
Community Outcome	How the District Development Activity Contributes	Performance Measure
	Increasing the area of indigenous biodiversity through partnerships with DoC, Te Runanga O Kaikoura, voluntary organisations and Kaikoura landowners	Total area of indigenous biodiversity as a percentage of the total district
	Achieving and maintaining Green Globe Certified status by continually improving and monitoring the benchmark provisions in the certification process	The Green Globe Community Standard
	Achieve a reduction in energy use and greenhouse gas emissions by encouraging greater energy efficiency, developing partnerships with organisations working to reduce energy use and greenhouse gas emissions	Total nitrogen oxides produced, Total carbon monoxide produced, Total particulates produced (all per annum and kilograms/hectare)

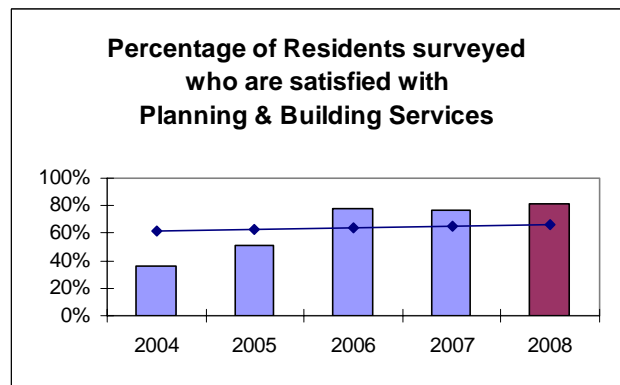
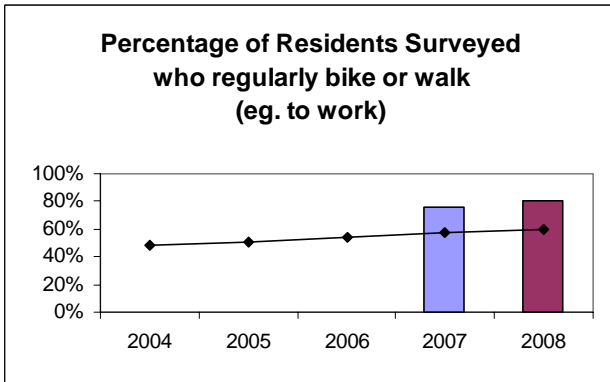
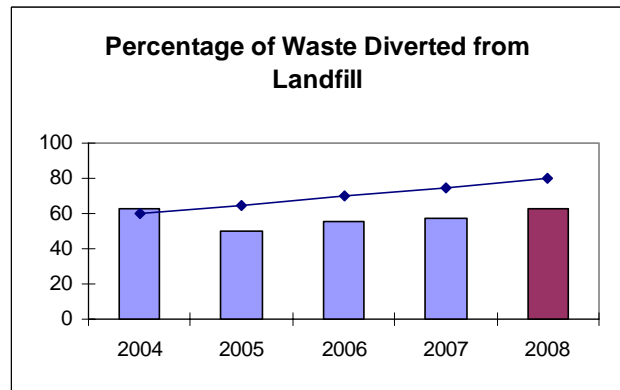
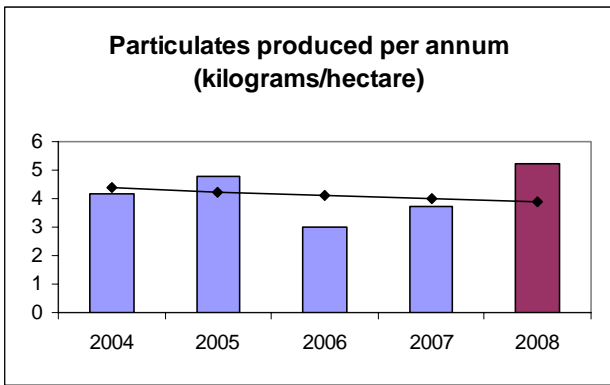
Note that Council did not collate information on the total carbon monoxide produced, but did collate information on the total sulphur dioxide produced instead. These results are presented in graphic form in the following pages.

## Report on Performance

The results of each performance measure on the previous pages are shown here.

**KEY:** The line in each graph indicates the Councils desired trend, and for 2008 the Actual Target.





In addition to the above performance measures, the following table identifies those results that could not be presented in graphic form.

Performance Measure	Last Year	Target 2007/2008	Actual Result 2008
District Plan adopted and reviewed within the ten year period	Last outstanding appeal resolved 20 June 2007. The Plan is technically operative but has not been officially signed off by Council	District Plan fully operative by June 2007	District Plan adopted and fully operative June 2008
Development of an industrial zone away from the residential area	Council has indicated its support for an approach made by a developer to progress a plan change enabling an industrial zone be created south of the township, and a Council initiated plan change will commence in 07/08.	An area is appropriately zoned by June 2009	Council is awaiting further information from the developer, with the intention of progressing a plan change as applicable
Rezoning appropriate land to encourage light industrial development			

Performance Measure	Last Year	Target 2007/2008	Actual Result 2008
Plan changes completed in less than the national average time frame as reported by the Ministry for the Environment	No plan change applications received	Achieved	No plan change applications received
Memorandum of Understanding developed with Te Runanga O Kaikoura, and other organisations as appropriate	No Memorandum of Understanding has been signed.	Achieved	No Memorandum of Understanding has been signed.
Asset Management Plans (AMPs) are updated regularly and take into consideration future growth projections	AMPs have been reviewed and expanded to include activity management plans	Achieved	AMPs are being updated to be incorporated in the Long Term Council Community Plan
No appeals to Transit NZ to Council decisions relating to land uses adjacent to the State Highway	No appeals received	No appeals received	No appeals received
Council does not contribute more than 50% of maintenance or development cost from ratepayers funds, where the roads or bridges serve only a small number of users	Council contributed no more than 37.5% of the seal extension cost for Kowhai Ford Road to provide for a new subdivision	Any work fitting this criteria does not cost Council more than 50%	No work fitting this criteria has been undertaken in 2007/2008
Progress of airport development per the Airport Development Plan	Council is unlikely to provide aircraft hangars	Aircraft hangars developed by December 2007	Council will not be providing hangars, in favour of private sector providing these at their own cost
Development of a Structure Plan to provide strategic direction for urban development	Review of residential land undertaken, service structure plans are available for sewer and water, Ocean Ridge subdivision proceeding. Issue of affordable housing being researched.	Complete by December 2009	Strategic planning has been completed via a Strategic Transport Study focussing on future road and transport needs. This will contribute to any formal Structure Plan as necessary

Performance Measure	Last Year	Target 2007/2008	Actual Result 2008
Council support of private landowners who wish to increase the level of biodiversity on their properties	Seven landowners received funding assistance to protect areas of biodiversity	Support of at least six private land owners annually	Three private landowners received funding assistance and a further three received officer support
Ensure that outstanding and significant landscape overlays are managed as per the District Plan. Appropriate resource consents are obtained prior to any development in these specific areas	Consents are obtained in all cases. Currently a study is being undertaken to determine the extent of landscape areas	Consents are obtained in all cases	Consents were obtained in all cases. Six consents were issued during the year.
Implementation of the Climate Change Protection Plan	Continual progress is being made through the Action Plan, for both Council operations and the wider community	Implementation of Action Plans to reduce Council and Community emissions.	Achieved. Actions taken include installation of solar streetlights, and providing for energy efficiency in the design of new pensioner housing
Meet Green Globe benchmarks, and the Green Globe Community Standard	Certification achieved and maintained in 2007. Council exceeded many of the best practice benchmarks set by the Green Globe community standard	Certified Community	Certification achieved, and Council and the Kaikoura community exceeded almost every global benchmark standard

## Level of Achievement

Council has essentially achieved all of the performance targets for the 2007/2008 year.

## Cost of Service Statement: District Development

FOR THE YEAR ENDED 30 JUNE 2008

	2008 BUDGET \$	2008 ACTUAL \$	2007 ACTUAL \$
<b>Operating Expenses</b>			
District Planning	105,934	81,172	139,667
Environmental Planning	126,844	125,674	108,936
Biodiversity	87,837	87,991	63,278
Tourism Planning	145,223	151,440	131,959
Community Services	86,930	79,566	69,447
Loan Interest	6,468	3,597	2,399
Depreciation	-	-	-
	559,236	529,440	515,686
<b>Funded by:</b>			
Targeted Rates	94,765	94,979	77,450
User Fees & Charges	65,500	12,022	5,857
Grants & Subsidies	82,560	78,292	51,338
	242,825	185,293	134,645
<b>Operating Surplus/(Deficit)</b>	<b>(316,411)</b>	<b>(344,147)</b>	<b>(381,041)</b>
<b>Capital Expenditure</b>			
Loan Principal	15,363	10,363	10,363
<b>Total to be Funded:</b>	<b>331,774</b>	<b>354,510</b>	<b>391,404</b>
<b>Funded by:</b>			
General Rates	278,874	280,871	236,771
Transfer from/(to) Reserves	2,900	23,639	154,633
Loans	50,000	50,000	-
	<b>331,774</b>	<b>354,510</b>	<b>391,404</b>

### Capital Expenditure: Acquisition of Assets

No assets relating to this activity were purchased, replaced or sold during the year.