

Refuse & Recycling

Goal

To progressively increase the volumes of solid waste diverted from landfill in the district, with a view to ultimately achieving zero waste to landfill.





Nature and Scope of Activity

Kaikoura's Resource Recycling Centre is the culmination of Council's Zero Waste Policy. Where previously there existed only a dump, the facility now hosts a composting facility for green waste and organics, a recycling centre able to cater for anything recyclable, and a hazardous waste disposal facility. Innovative Waste Kaikoura have developed other projects outside their core tasks, for example Trees for Travellers where native trees are sold to tourists and the income is put back into resource recovery, and also the construction and demolition team which dismantles rather than demolishes buildings scheduled for demolition in Kaikoura.

The resource consent for operating the landfill still has over 25 years to run (expires 2031), however even though the recycling facility boasts over 57% diversion of waste materials from landfill, the growth of the district is placing increasing pressure on the capacity of the landfill. As a result Council must decide to either develop a new landfill or join the Kate Valley regional landfill – either as a joint venture shareholder, or by sending residual waste to the landfill and pay per tonne of waste disposed of. This will most likely happen within the next three years; the financial implications of this are enormous, and Council is determined to continue at the existing site for as long as it is able.

Because of the increased volume of waste with the growth of the district, resources put into this activity will need to match the growth even just to maintain the current diversion rate from landfill. Innovative Waste Kaikoura's target is to increase the diversion rate by 5% per year and achieve the district's zero waste to landfill by 2015.

Effects on the Community

Economic		Innovative Waste Kaikoura, in the last five years, has employed and stair-cased over 20 people, 14 of which remain as core staff.
Environmental		Innovative Waste Kaikoura Ltd leads the way in zero waste and environmental sustainability, and has received national and international recognition for its success.
Social		Kaikoura's clean green image that it portrays to the world has culminated in an intense community pride in our recycling innovations and achievements
Cultural		The goal of zero waste has in itself developed into part of the culture of living in the Kaikoura community

The Resource Recycling Centre has, since its instigation, had significant social and economic benefits for the community. The weekly recycling pickup is a free service widely used by the community, and construction companies are contacted to encourage recycling of their demolition and construction materials wherever possible. All of this been achieved at the same cost as conventional landfilling.

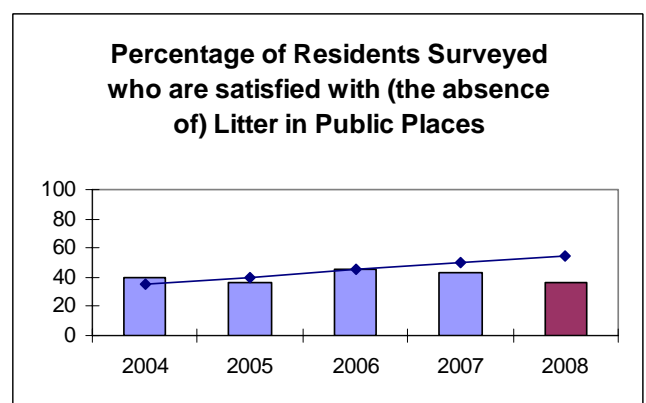
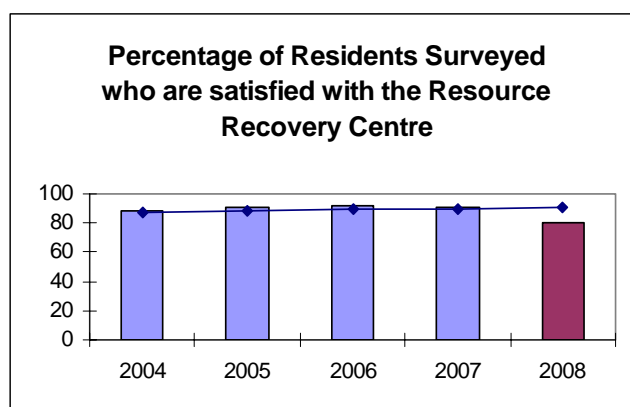
Community Outcomes

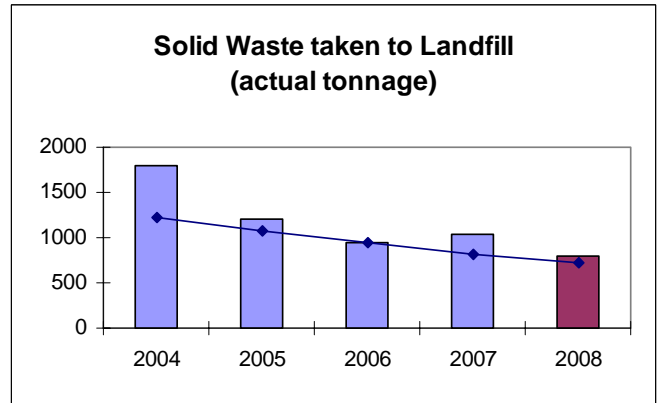
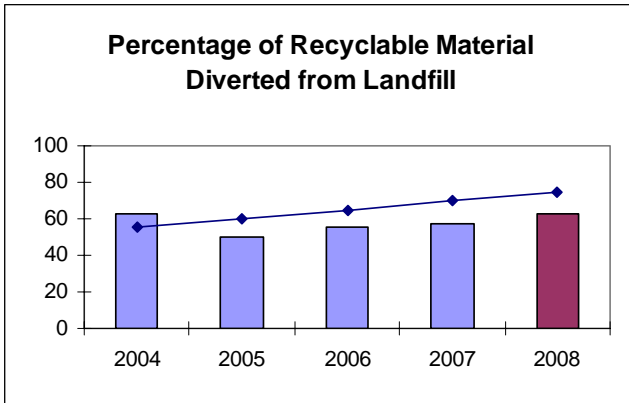
The following table highlights how Refuse & Recycling contributes to the achievement of Community Outcomes.

Community Outcome	How the Refuse & Recycling Activity Contributes	Performance Measure
Sustainable Development	By providing adequate infrastructure and services, appropriately funded, to meet future development needs	Percentage of residents surveyed who are satisfied with the Resource Recovery Centre
Environmental Protection and Enhancement	By preserving the scenic and amenity values that ensure a natural and tranquil Kaikoura	Percentage of residents surveyed who are satisfied with the (absence of) litter in public places
	Maximising the remaining life of the existing landfill through a programme of waste minimisation and recycling, with diversion from landfill as high as possible before any residual waste is transported to a regional facility outside the district	Percentage of waste material diverted from landfill, measured by weight
	Attain zero waste to landfill by 2015	Solid waste landfilled per annum (actual tonnage)

Report on Performance

KEY: The line in each graph indicates the Councils desired trend, and for 2008 the Actual Target.





Level of Achievement

Significant progress has been made in reducing the actual tonnage of solid waste taken to landfill, and the percentage of recyclable material being diverted from the landfill has also shown steady improvement. Our performance targets are particularly high in this area, in line with our zero waste policy. Surprisingly, resident satisfaction with the resource recovery centre has decreased, but still remains high at 80%.

There remains dissatisfaction with litter in public places, despite Council parks and reserves contractors performing well in terms of meeting their contract terms and proactively dealing with litter, and additional Council staff being employed to tidy up and enhance Council reserve areas.

Cost of Service Statement: Refuse & Recycling

FOR THE YEAR ENDED 30 JUNE 2008

	2008 BUDGET \$	2008 PARENT \$	2007 PARENT \$	2008 GROUP \$	2007 GROUP \$
Operating Expenses					
Operations	359,586	506,946	327,816	883,845	962,620
Loan Interest	8,232	7,420	7,911	38,201	27,574
Depreciation	3,487	1,551	2,016	39,659	38,449
	371,305	515,917	337,743	961,705	1,028,643
Funded by:					
User Fees & Charges	-	97	-	441,819	570,596
Grant Revenue	-	15,223	-	-	-
Development Contributions	22,548	17,095	11,037	-	-
	22,548	32,415	11,037	441,819	570,596
Operating Surplus/(Deficit)	(348,757)	(483,502)	(326,706)	(519,886)	(458,047)
Capital Expenditure					
New/Upgrade Assets	-	-	-	10,166	-
Renewals	7,500	-	-	-	-
Loan Principal	6,773	3,951	5,838	3,951	5,838
	14,273	3,951	5,838	14,117	5,838
Total to be Funded	363,030	487,453	332,544	534,003	463,885
Funded by:					
General Rates	382,091	384,829	342,744	384,829	342,744
Transfer from/(to) Reserves	(22,548)	2,325	(11,093)	10,767	83,815
Transfer from/(to) Provisions	-	98,748	(1,123)	98,748	(1,123)
Loans	-	-	-	-	-
Depreciation	3,487	1,551	2,016	39,659	38,449
	363,030	487,453	332,544	534,003	463,885

Capital Expenditure: Acquisition of Assets

No significant assets were purchased, replaced or sold by Council, as the management of assets relating to this activity is undertaken by Innovative Waste Kaikoura Ltd.