

Community Leadership & Governance

Sub Activities:

Governance

General Management

Support Services

Goals

To use a consultative approach to decision making and to inform the public on matters relating to Council activities and policies.

To provide, within available resources, services that meet the needs and provide for the well being of the residents of the district.

To ensure effective and efficient management of the Council's assets.

To obtain and administer the financial resources necessary for the cost efficient management of the district.

To ensure that planning for the district is undertaken in a manner that ensures the sustainable management of natural and physical resources throughout the district.

To discharge the statutory and legal obligations of the Council in a fair and equitable manner.

To uphold the intent of the Treaty of Waitangi.

To advocate for the retention of essential community services.

Nature and Scope of Activity

The Kaikoura District Council is a territorial authority under the Local Government Act 2002, and has a mandatory legal requirement to provide leadership to the community, and to have in place a system of representation which is open and easily accessible to all, and which gives opportunities for participation in the democratic process.

The Council consists of one mayor and seven councillors, each representing the district at large. In addition there are seven standing committees;

Finance and Policy Committee

The role of the committee is to develop, monitor performance and audit attainment of Council's Annual Plan and Estimates. It is a committee of the whole Council, with no special appointees.

Works and Services Committee

The role of the committee is to prepare and monitor attainment of the District Land Transport Programme, and to advise and monitor performance on all matters pertaining to works and services and maintenance of Council's assets. It is a committee of five elected members.

Environmental Services Committee

The role of the committee is to act as the planning and regulatory committee of the Council by making policy decisions on planning and regulatory issues. It is a committee of the whole Council.

Hearings and Applications Committee

The role of the committee is to hear resource consent applications, and make equitable decisions based on the principle of the sustainable management of natural and physical resources. This committee comprises three elected members, two Iwi representatives and two community representatives appointed by Council.

Planning Committee

The role of the committee is to facilitate the development of a District Plan based on the principle of sustainable management of natural and physical resources. The committee comprises three elected members, two Iwi representatives, and a further five community representatives.

Social Services Committee

The role of the committee is to enhance social service delivery through integration and collaboration to endeavour to meet the social needs of our community. The committee comprises four elected members and representatives from the health sector, education sector, resource centre and local Iwi.

Tourism and Development Committee

The role of the committee is to develop a tourism strategy and economic development strategies, and to have input into traffic flow management and input into the strategic direction of the town. The committee comprises three elected members, one Iwi representative, and representatives from various sectors of the community.

Effects on the Community

Every decision Council makes has an affect on the social, economic, environmental and cultural well-being of the community. It is Councils responsibility to ensure that this affect is a positive one, and one that promotes the lifestyle of all Kaikoura residents in a balanced, fair and equitable manner.

Community Outcomes

The following table highlights how Community Leadership contributes to the achievement of our Community Outcomes.

Community Outcome	How the Community Leadership and Governance Activity Contributes	Performance Measure
Sustainable Development	By influencing the shape of development by facilitating a coherent community vision	Development of a fully consulted Long Term Council Community Plan by June 2005, reviewed by June 2006 and every three years thereafter
	By providing for the needs of tourists and residents in a balanced and equitable way through appropriate planning and funding policies that are responsive to variations in the pace of private sector investment	All planning and funding policies to be reviewed not less than every three years.
Quality Water and Wastewater Services	By planning for infrastructure to support anticipated development needs, including investigation into existing and future services	Asset Management Plans and future option reports incorporating anticipated development needs to be prepared not less than every three years
Safe, Efficient Transport Network	By requiring a user contribution to maintenance or development where roads or bridges serve only a small number of users	Development Contributions Policy to be developed, and reviewed not less than every three years
	By supporting efforts to designate the Inland Road as a State Highway	Progress towards re-designation
Quality Schooling	By promoting student achievement and equal education opportunities for all residents of Kaikoura	The number of students graduating each year with a higher schools certificate or better.
	By establishing a working party to work with relevant organisations relating to education, which may support a review of education in Kaikoura	Working Party established and preliminary discussions held
	By encouraging increased physical activity in schools through the provision of a weekly physical activity afternoon in all district schools	Weekly physical activity incorporated in all schools programmes

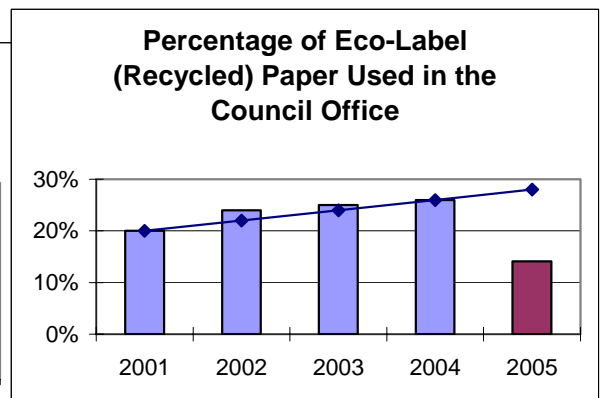
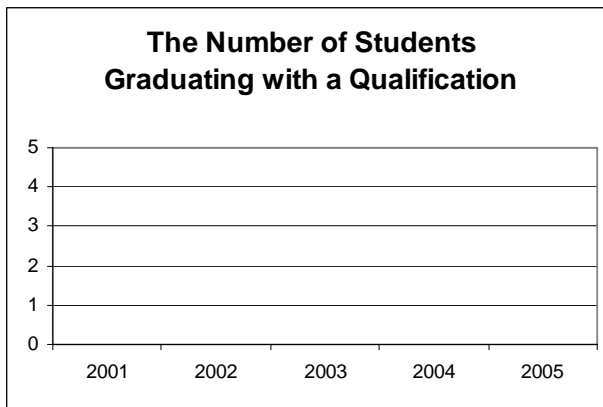
Community Outcome	How the Community Leadership and Governance Activity Contributes	Performance Measure
Quality Schooling	Enable High School students graduate with skills for life as well as qualifications, by encouraging the High Schools to add internships and courses in “life skills” to their programmes	Life skills courses initiated
A Quality Standard of Affordable Housing	By reviewing all activities and their funding to ensure that costs and benefits are equitably matched as between various sectors of the community, to reduce the impact of rates requirements on the residential householder	The impact of rates requirements on five sample residential properties
	By establishing a working party to work with relevant organisations to address affordable housing issues	Working Party established and preliminary discussions held
Environmental Protection and Enhancement	Improve planning quality by broadening consent procedures to include a wide range of representative views	Make up of Hearings and Applications committee consists of elected members, Iwi and community members
	By ensuring that Council sets a good example in its own resource management practices	Percentage of eco-label paper used per annum Percentage of biodegradable pesticides purchased per annum Percentage of biodegradable cleaning chemicals purchased per annum
	By protecting the land, sea, air and waterways by developing close partnerships with the Rununga, Environment Canterbury, and the Department of Conservation, and actively promoting sustainable strategic goals for the environment	Development and implementation of an Integrated Land Sea Air Strategy
	By ensuring the sustainable management of resources by promoting water conservation	Water conservation promotion published in community newsletter

Community Outcome	How the Community Leadership and Governance Activity Contributes	Performance Measure
Community Involvement in Planning the Future and Managing the Present	By improving communication and consultation processes with the community	Percentage of residents surveyed who agree or strongly agree that the Council takes notice of its residents views
	By continually improving our working partnership with Iwi and the Rununga	Feedback from the Rununga as to the success of the partnership
	Increase levels of physical activity among the community by developing a coordinated community driven planning approach to sports and recreation	Establishment of a Kaikoura Sports and Recreation community Trust

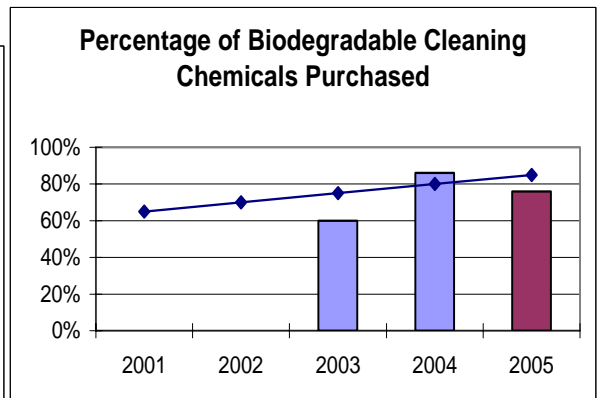
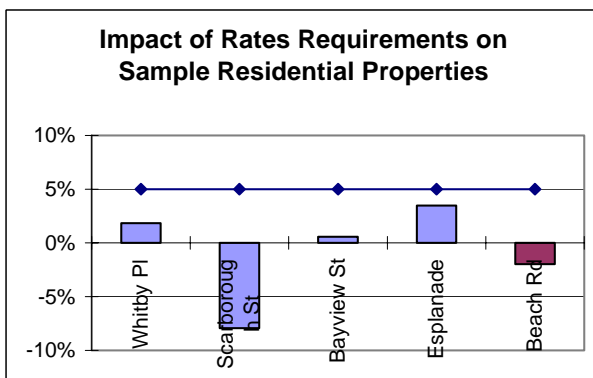
Report on Performance

The results of each performance measure on the previous pages are shown here.

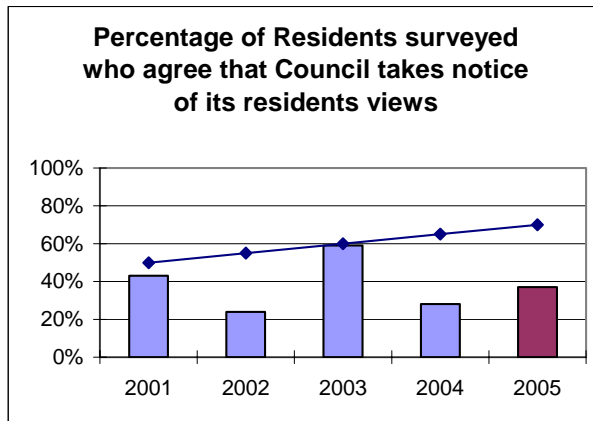
KEY: The line in each graph indicates the Councils desired trend, and for 2005 the Actual Target.



Not recorded to date.



Not recorded 2001/2002



In addition, the following table reports those results that could not be represented in graphic form.

Performance Measure	Last Year	Target	Actual Result 2004/2005
Development of a fully consulted Long Term Council Community Plan by June 2005, reviewed by June 2006 and every three years thereafter	Not applicable	Completed within timeframes	The first Community Plan was released by June 2005, and the full review is currently underway.
All planning and funding policies to be reviewed not less than every three years.	Six major policies reviewed	Completed within timeframes	These policies are being reviewed as part of the Community Plan review.
Asset Management Plans and future option reports incorporating anticipated development needs to be prepared not less than every three years	Not applicable	Completed	Asset Management Plans have been developed for infrastructural assets, these are yet to be updated.
Development Contributions Policy to be developed, and reviewed not less than every three years	Not applicable	Completed	Development Contributions Policy adopted by Council on 30 June 2005
Progress towards re-designation	Transit rejected redesignation request	Ongoing submissions to Transit NZ	N/A

Performance Measure	Last Year	Target	Actual Result 2004/2005
Working Party established and preliminary discussions held	Not applicable	A minimum of two working party meetings held in 2004/2005	Children/Youth/Education & Elderly working party inaugural meeting held 29 July 2005. Infrastructure inaugural meeting held 19 August 2005.
Weekly physical activity incorporated in all schools programmes	N/A	Programmes in place	All schools are currently exceeding this target.
Life skills courses initiated	N/A	Initiated by December 2005	Yet to be initiated.
Make up of Hearings and Applications committee consists of elected members, Iwi and community members	3 elected members 2 Iwi representatives 2 community reps	Balance of representative views maintained	New Community Representative appointed August 2005.
Development and implementation of an Integrated Land Sea Air Strategy	Not applicable	Completed	The Rununga and Dept of Conservation are currently leading the development of a coastal enrichment plan, which will progress to include the land and mountain ranges.
Water conservation promotion published in community newsletter	Not recorded	At least one water conservation promotion annually	Conserve Water notice distributed to town supply consumers 25 February 2005
Feedback from the Rununga as to the success of the partnership	Very positive feedback received	Positive feedback	Very positive feedback received.

Performance Measure	Last Year	Target	Actual Result 2004/2005
Establishment of a Kaikoura Sports and Recreation community Trust	N/A	Trust established by June 2006	Not yet established.

Level of Achievement

Council has managed to keep its rates increase for 2005 well below the 5% threshold set in its Community Plan, even achieving decreases in rates for two of the benchmark properties.

Disappointingly, there is a community perception that Council does not take notice of its residents views, although the trend has improved since last year. This result may suggest that Council has not given enough feedback on what it has done in response to residents input, and this will hopefully be improved upon in the future.

With the exception of this, Council has substantially met or exceeded the performance targets set in its Community Plan.

Cost of Service Statement: Community Leadership & Governance

FOR THE YEAR ENDED 30 JUNE 2005

	2005 BUDGET \$	2005 ACTUAL \$	2004 ACTUAL \$
Operating Expenses			
Governance	202,891	219,306	182,192
General Management	160,643	170,563	163,032
Corporate Services	56,576	63,342	86,710
GIS/Network Admin	(3,000)	-	(3,625)
Plant Unit	(8,993)	(8,196)	-
Works & Services Management	31,000	85,670	39,756
Loan Interest	4,824	4,303	4,302
Depreciation	26,532	27,918	19,604
	470,473	562,906	491,971
Funded by:			
User Fees & Charges	93,400	171,711	115,991
Grant Revenue	25,000	25,000	-
	118,400	196,711	115,991
Operating Surplus/(Deficit)	(352,073)	(366,195)	(375,980)
Capital Expenditure			
Corporate Services	500	16,589	15,806
GIS/Network Admin	3,000	8,222	-
Plant Unit	30,000	32,767	-
Loan Principal	17,500	9,033	3,454
	51,000	66,611	19,260
Other Revenue			
General Rates	355,533	362,693	345,315
Reserves	30,000	32,767	(20,705)
Loans	-	-	-
	385,533	395,460	324,610
Balance	(17,540)	(37,346)	(70,630)

Capital Expenditure: Acquisition of Assets

Computer equipment and office furniture purchased during the year exceeded the budgeted provision; however funds were available from the office equipment special fund.