

Safety & Wellbeing

Sub Activities:

Civil Defence
Fire Control
Environmental Health
Land Transport Safety
Community Development

Goals

To protect the safety, health and well-being of all residents and visitors to the district, including

- the provision of a civil defence organisation that is able to prepare, respond to, and recover from a civil defence emergency
- the management and suppression of rural fires
- the promotion of a high standard of environmental health
- the reduction of road accidents
- the reduction of crime and family violence
- the coordination of social services

Nature and Scope of Activity

Council's Emergency Management Officer, Mike Kennedy, died following a brief illness in July 2009. Mike's roles within council involved civil defence, rural fire, land transport safety, and water sampling duties relating to environmental health. A vacancy currently exists to fill this position, and in the meantime existing staff are taking up these responsibilities, with assistance from other sources, to ensure the critical aspects of these services are not neglected.

Civil Defence

Council works with the Canterbury Civil Defence Emergency Management Group and other partners to promote public education and awareness of Kaikoura's natural and human-caused hazards, to reduce the likelihood and effect of those hazards on the community.

The district council office is the civil defence headquarters in the event of a civil defence emergency. Sector wardens operating from the Kaikoura Primary School, Oaro, Clarence, Lynton Downs, Hapuku and Kekepengu support the headquarters. Training of staff is undertaken annually, plus the entire district works together in at least one major exercise per year, in conjunction with local, regional and national civil defence emergency management organisations.

The council is committed to developing and maintaining effective civil defence emergency management partnerships with local emergency response agencies and neighbouring local authorities, to ensure coordinated mutual support during emergencies.

Fire Control

Council is responsible for administering the Rural Fires Act, and its role is to respond to rural fires, to monitor the fire risk and determine when it is appropriate to restrict the lighting of fires, and to issue fire permits in an environmentally sustainable manner. The district has volunteer fire forces based in Oaro, Clarence and Kekerengu, and owns three fire appliances, one water tanker, and three tanker trailers. The Kaikoura Volunteer Fire Brigade is responsible for responding to fires within the urban township, and is outside the administrative blanket of the district council; however they also provide support to the rural fire forces when needed.

Environmental Health

Food and Health Standards NZ Ltd provide environmental health services under contract, and are responsible for water sampling of all public water supplies, ensuring that all food premises comply with the Food Hygiene Regulations and investigating food nuisance complaints and reported infectious diseases.





Land Transport Safety

This function involves the delivery of education programmes to road users regarding the reduction of accidents due to fatigue, speed, and age, including working with Police, NZ Transport Agency and the Social Services Committee to promote the safety of all road users.

Community Development

Council employs a Community Development Officer to coordinate several social services organisations, including Police, Work and Income, and Family and Community Services, to meet the needs of families in the district. This is an extremely broad role, expanding into facilitation of youth services, and local health and education issues. Funding from central government organisations has enabled a further part-time coordinator be employed who is involved with Family Violence and Strengthening Families to provide support to families who may be struggling with these issues.

Effects on the Community

Economic		Through emergency management, the district should be able to respond and recover from an emergency, and rural fires are controlled to protect lives and land.
Environmental		Fire control is fundamental to the protection of the environment
Social		Social wellbeing is the very essence of the provision of the Safety and Wellbeing function
Cultural		Cultural wellbeing of the community is protected and enhanced with the provision of community development services.

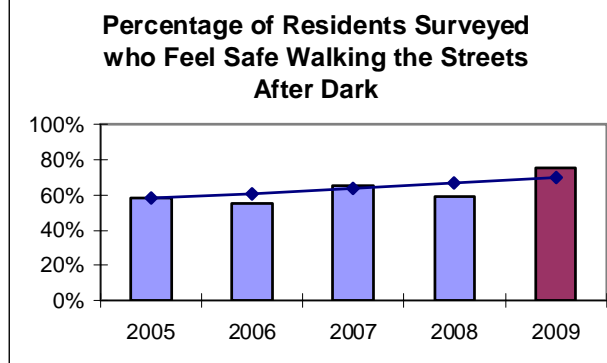
Measuring our Contribution to Community Outcomes

KEY: The line in each graph indicates the Councils desired trend, and for 2009 the Actual Target.

Outcome 1: Sustainable Development

Safety & Wellbeing contributes to this outcome by coordinating the provision of adequate services, appropriately funded, to meet future development needs.

By promoting safety and responsibility for all road users, and facilitating assistance for families at risk, as well as working closely with police through the Social Services Committee, the percentage of residents who feel safe walking the streets at night has shown some improvement.

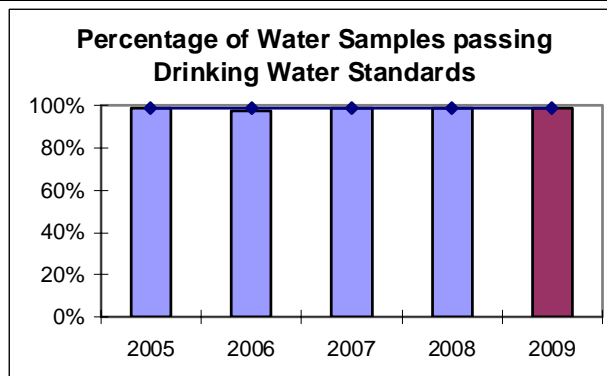


Outcome 2: Quality Water and Wastewater Services

Safety & Wellbeing contributes to quality water services by ensuring that public drinking water supplies provide safe and potable water.

Each of the public water supplies; Kaikoura, East Coast, Kincaid, Fernleigh, Oaro and Peketa, are sampled monthly to confirm that the water has not been contaminated.

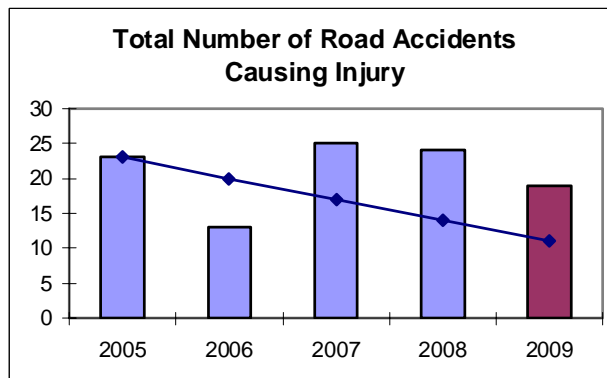
99% of those water samples passed drinking water standards in 2008/2009.



Outcome 3: Safe, Efficient Transport Network

Safety & Wellbeing contributes to this outcome by educating users of Kaikoura roads about local road conditions.

Through the land transport safety coordinator, education programmes relating to speed, fatigue and age are promoted annually. A speed trailer has been prominently displayed around the district over the year, indicating the speed of passing vehicles, and this appears to have been very successful in reducing the instances of excessive speed.



Outcome 4: Opportunities for Quality Education and Employment

	Target 2008/2009:	Actual Result:
Support quality of teaching in literacy and numeracy by encouraging professional development for teachers and principals, and advocating for professional development opportunities to take place in Kaikoura, through contact with providers of professional development opportunities, resulting in an increase in the number of courses held within the district.	A minimum of two courses taken annually by teachers and principals are held within the district.	An in-house program is ongoing for the delivery of professional development to teachers at Kaikoura High School. The schools had negotiated a contract for the provision of professional development for three years involving eight visits to each of the district schools. However, Central Govt funding has subsequently been withdrawn.
Ensure there are equal education opportunities for all students by promoting the pooling of resources at primary school level, through attendance at rural cluster meetings promoting increased collaboration between primary schools	Attend a minimum of three meetings per annum.	Eight rural teachers meetings have been held in 2008/2009.

Outcome 5: A Quality Standard of Affordable Housing

	Target 2008/2009:	Actual Result:
Advocate for increased accommodation supplement from Work and Income, to ensure that those residents on low incomes can afford the current market rentals in Kaikoura.	The income threshold for eligibility to receive the supplement is lowered by at least 10%.	No change to the income threshold was achieved.

Outcome 6: Environmental Protection and Enhancement

Preventing spillages of environmentally harmful substances by encouraging and promoting their safe transportation, storage and use	<p>Percentage of Truck Accidents Involving Chemical Spills</p> <table border="1"> <caption>Data for Percentage of Truck Accidents Involving Chemical Spills</caption> <thead> <tr> <th>Year</th> <th>Percentage of Accidents Involving Chemical Spills</th> </tr> </thead> <tbody> <tr> <td>2005</td> <td>~40%</td> </tr> <tr> <td>2006</td> <td>~30%</td> </tr> <tr> <td>2007</td> <td>~20%</td> </tr> <tr> <td>2008</td> <td>~10%</td> </tr> <tr> <td>2009</td> <td>0%</td> </tr> </tbody> </table>	Year	Percentage of Accidents Involving Chemical Spills	2005	~40%	2006	~30%	2007	~20%	2008	~10%	2009	0%
Year	Percentage of Accidents Involving Chemical Spills												
2005	~40%												
2006	~30%												
2007	~20%												
2008	~10%												
2009	0%												

Level of Achievement

Essentially, Council has achieved its performance targets for the year, perceptions of safety walking the streets has improved, the number of water samples passing drinking water standards are extremely high, and the number of road accidents causing injury has decreased again this year. Schools in the district are proactively working together, and professional development is being undertaken within the district on a regular basis.

The performance measure regarding truck accidents involving chemical spills was originally in response to a serious incident a number of years ago in which several tonnes of rat poison spilled into the sea, preventing the gathering of paua and shellfish from the affected area for an extended period. Council and police have been advocating for the safe transporting of freight throughout the district, and this is reflected in the nil spill result for the last three years.

The performance results pertaining to quality education and employment, and perceptions of safety walking the streets, can only loosely be attributed to Council intervention, therefore new measures will be reported for future years as detailed in the 2009-2019 Long Term Council Community Plan.

Service Delivery Standards

In addition to the performance measures used to assess our progress towards the achievement of community outcomes, we also measure our performance against our service delivery standards.

Health Inspections													
<p>Inspect food premises, public and school swimming pools, public spa pools, hairdressers, camping grounds and offensive trades to promote and conserve the public health, and monitor compliance with all statutory requirements.</p>	<div style="border: 1px solid black; padding: 5px;"> <p style="text-align: center;">Percentage of Food Premises, Hairdressers, Pools and Camping Grounds Inspected Annually</p> <table border="1" style="display: none;"> <caption>Percentage of Food Premises, Hairdressers, Pools and Camping Grounds Inspected Annually</caption> <thead> <tr> <th>Year</th> <th>Percentage</th> </tr> </thead> <tbody> <tr> <td>2005</td> <td>100%</td> </tr> <tr> <td>2006</td> <td>100%</td> </tr> <tr> <td>2007</td> <td>100%</td> </tr> <tr> <td>2008</td> <td>100%</td> </tr> <tr> <td>2009</td> <td>100%</td> </tr> </tbody> </table> </div>	Year	Percentage	2005	100%	2006	100%	2007	100%	2008	100%	2009	100%
Year	Percentage												
2005	100%												
2006	100%												
2007	100%												
2008	100%												
2009	100%												
Food Premises levels of compliance													
<p>Ensure food premises maintain the high standards required for providing safe food, by inspecting registered, non-registered and partially exempt food premises (excluding those with Food Safety programmes) to achieve high levels of compliance with statutory requirements.</p>	<div style="border: 1px solid black; padding: 5px;"> <p style="text-align: center;">Percentage of Food Premises achieving high levels of compliance</p> <table border="1" style="display: none;"> <caption>Percentage of Food Premises achieving high levels of compliance</caption> <thead> <tr> <th>Year</th> <th>Percentage</th> </tr> </thead> <tbody> <tr> <td>2005</td> <td>95%</td> </tr> <tr> <td>2006</td> <td>95%</td> </tr> <tr> <td>2007</td> <td>95%</td> </tr> <tr> <td>2008</td> <td>95%</td> </tr> <tr> <td>2009</td> <td>95%</td> </tr> </tbody> </table> </div>	Year	Percentage	2005	95%	2006	95%	2007	95%	2008	95%	2009	95%
Year	Percentage												
2005	95%												
2006	95%												
2007	95%												
2008	95%												
2009	95%												
Infectious Disease response													
<p>Reported infectious diseases are responded to within 24 hours and the Ministry of Health advised within five working days. For cases that can be contacted a full investigation is carried out.</p>	<div style="border: 1px solid black; padding: 5px;"> <p style="text-align: center;">Percentage of Infectious Diseases responded to within 24 hours</p> <table border="1" style="display: none;"> <caption>Percentage of Infectious Diseases responded to within 24 hours</caption> <thead> <tr> <th>Year</th> <th>Percentage</th> </tr> </thead> <tbody> <tr> <td>2005</td> <td>100%</td> </tr> <tr> <td>2006</td> <td>100%</td> </tr> <tr> <td>2007</td> <td>100%</td> </tr> <tr> <td>2008</td> <td>100%</td> </tr> <tr> <td>2009</td> <td>100%</td> </tr> </tbody> </table> </div>	Year	Percentage	2005	100%	2006	100%	2007	100%	2008	100%	2009	100%
Year	Percentage												
2005	100%												
2006	100%												
2007	100%												
2008	100%												
2009	100%												

Cost of Service Statement: Safety & Wellbeing

FOR THE YEAR ENDED 30 JUNE 2009

	2008/2009 BUDGET	2008/2009 ACTUAL	2007/2008 ACTUAL
	\$	\$	\$
Operating Expenses			
Civil Defence	40,942	37,083	39,007
Fire Control	60,644	61,676	56,764
Environmental Health	39,867	39,796	36,641
Land Transport Safety	35,551	33,776	32,355
Community Development	93,942	121,984	106,881
Loan Interest	-	-	-
Depreciation	4,859	9,592	9,601
	275,805	303,907	281,249
Funded by:			
User Fees & Charges	15,236	18,272	14,058
Grants & Subsidies	51,780	125,477	66,016
	67,016	143,749	80,074
Activity Surplus/(Deficit)	(208,789)	(160,158)	(201,175)
Capital Expenditure			
New or Upgraded Assets	-	-	14,215
Total to be Funded	208,789	160,158	215,390
Other Revenue			
General Rates	200,930	200,777	186,973
Transfer from/(to) Accumulated Funds	-	(32,133)	24,474
Transfer from/(to) Reserves	3,000	(18,078)	(5,658)
Loans	-	-	-
Depreciation	4,859	9,592	9,601
	208,789	160,158	215,390