

Sustainable Development

Sub Activities:

District Planning

Environmental Planning

Biodiversity

Tourism Planning

Community Services

Goals

To ensure that a planning framework is in place to enable the district to develop, while ensuring that the natural and physical environment of the Kaikoura District is sustainably managed.

Nature and Scope of Activity

Kaikoura has long recognised the importance of its environment to both its resident community, and the continued investment from the commercial sector due to its appeal to tourism. It is the role of this activity to enable growth to continue, without compromising on the natural beauty and unpolluted environment we all treasure.

This function includes the development and administration of a District Plan, which is a 10 year plan to manage effects on the natural and physical resources of the district (private and Council generated), and monitoring the effectiveness of the plan. Completion of the Proposed Kaikoura District Plan has been delayed pending the inclusion of a variation to provide for a new Tourism Zone on the top of the peninsula plus a major residential subdivision at Fernleigh, and on the outskirts of the urban township as far north as Mill Road.

As is widely known, the country's areas of indigenous biodiversity are decreasing. This is the case for our district also. It is in everybody's interests to halt this decline, not only for our generation but also for those to come. Kaikoura is an environmentally conscious district that has a desire to protect its indigenous biodiversity, to retain this asset, that also brings people here – this has been reinforced in Kaikoura's aspirations of our Green Globe 21 commitments, the Kaikoura District Plan, the Tourism Strategy and the Trees for Travellers Project.

In recent years Council has increased its involvement in environment and community planning, and taken a leading role in the Green Globe 21 initiative, being the first community in New Zealand to become benchmarked as part of a pilot project. In November 2005, the Kaikoura community achieved Green Globe 21 certified status by meeting the requirements of the Green Globe 21 Community Standard and thereby demonstrating that Kaikoura cares about its environment and is taking steps to protect it. We are the second community in the world, and the only local authority in the world, to achieve this.

Effects on the Community

This activity effectively enables economic growth and development to occur, while sustaining and protecting the social, environmental and cultural well-being of the community. Through planning for growth, any negative affects on the environment, and the people living here, are mitigated.

Community Outcomes

The following table highlights how Sustainable Development contributes to the achievement of Community Outcomes.

Community Outcome	How the Sustainable Development Activity Contributes	Performance Measure
Sustainable Development	Influencing the shape of development by facilitating a coherent community vision	Adoption of Long Term Council Community Plan
	Providing adequate infrastructure and services, appropriately funded, to meet future development needs	Residents surveyed who are satisfied with the impact of growth on the district's infrastructure
	Managing the social and cultural impacts of tourism, supporting tourism development that has local socio-economic benefits, and contributing to funding for district promotion, through the Kaikoura Tourism Strategy	Residents surveyed taking part in environmental initiatives Residents surveyed taking part in social initiatives Residents surveyed who think council takes notice of their views Residents surveyed with interest in or knowledge of participating in Council decisions Residents surveyed who agree that Kaikoura is a close supportive community Number of residents employed in tourism
	Providing for the needs of residents and tourists in a balanced and equitable way through appropriate planning policies	Proposed District Plan becoming operative
	Conserving cultural heritage by developing close partnerships with the Rununga, Historic Places Trust and other relevant organisations and actively promoting strategic goals for cultural heritage	Percentage of residents surveyed who are satisfied that our cultural heritage is being conserved

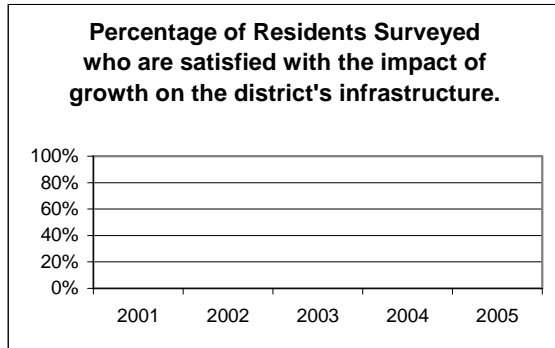
Community Outcome	How the Sustainable Development Activity Contributes	Performance Measure
Quality Water and Wastewater Services	Planning for infrastructure to support anticipated development needs, including investigation into existing and future services	Asset Management Plans developed
Safe, Efficient Transport Network	Protect strategic state highway routes by ensuring land uses adjacent to those arterials are compatible with efficient traffic flows	No appeals by Transit NZ to Council decisions relating to land uses adjacent to the State Highway
	Requiring a user contribution to maintenance or development where roads or bridges serve only a small number of users	Adoption of a Development Contributions Policy enabling this to occur
	Developing airport facilities as required to service passenger traffic	Progress of airport development per the Airport Development Plan
	Contribute to a reduction in greenhouse gas emissions and energy use, and improve the air quality of Kaikoura by education and encouragement	Total Nitrogen Oxides produced Total Carbon Monoxide produced Total particulates produced Total Volatile Organic Carbons produced (All per annum and kilograms/hectare)
A Quality Standard of Affordable Housing	Provide for residential expansion in the outskirts of the urban area by making provision in the District Plan for increased residential zoning Support economic development by removing unnecessary planning barriers to investment	Development of a Structure Plan to provide strategic direction for urban development
Environmental Protection and Enhancement	Progressively improving land use, water, and air quality, through effective planning and monitoring, and protecting sites that are significant to the tangata whenua Preserving the scenic and amenity values that ensure a natural and tranquil Kaikoura	Total area of significant sites protected State of the Environment Report

Community Outcome	How the Sustainable Development Activity Contributes	Performance Measure
Environmental Protection and Enhancement	Preserving long-term choice by controlling the spread of residential development	Development of a Structure Plan to provide strategic direction for urban development
	Increasing the area of indigenous biodiversity through a partnership with DOC and Kaikoura landowners	Total area of indigenous biodiversity as a percentage of the total district
	Achieving and maintaining Green Globe 21 Certified status by continually improving and monitoring the benchmark provisions in the certification process	The Green Globe 21 Community Standard
	Ensure that Council encourages sustainable management of resources throughout the community.	The number of travel and tourism operators who are environmentally accredited
	Ongoing development of an integrated waste strategy, incorporating a waste minimisation and recycling programme and maximising the remaining life of the existing landfill	Review of Landfill Waste Management Plan
Affordable Access to Quality Community Facilities	Supporting the development of a combined sports complex, by assisting in the implementation of a feasibility study, and removing any unnecessary barriers to the facilities completion	Development of a combined sports complex

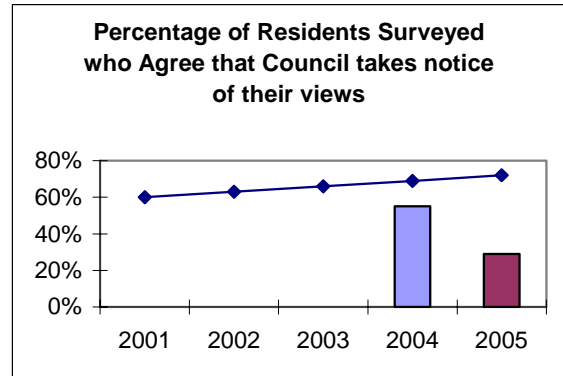
Report on Performance

The results of each performance measure on the previous pages are shown here.

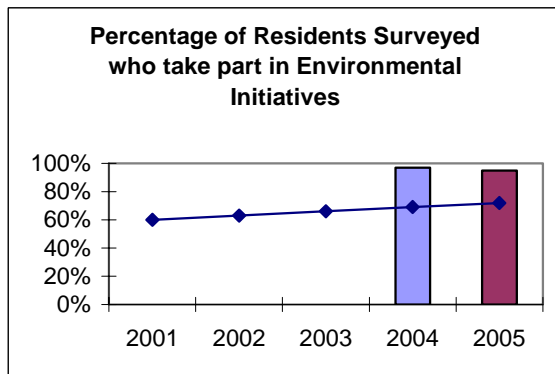
KEY: The line in each graph indicates the Councils desired trend, and for 2005 the Actual Target.



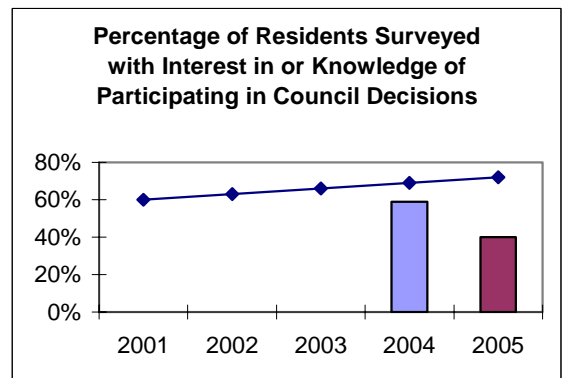
Not asked in any annual surveys – to be included in 2006 annual survey.



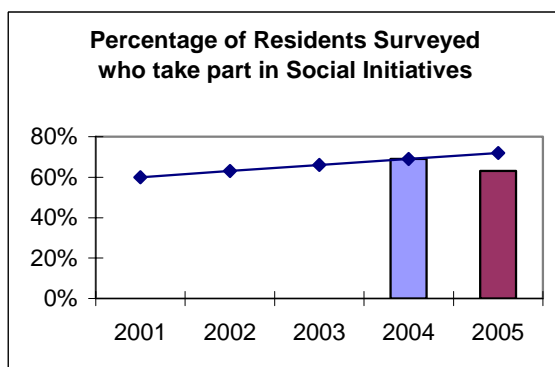
Not asked in annual surveys prior to 2004



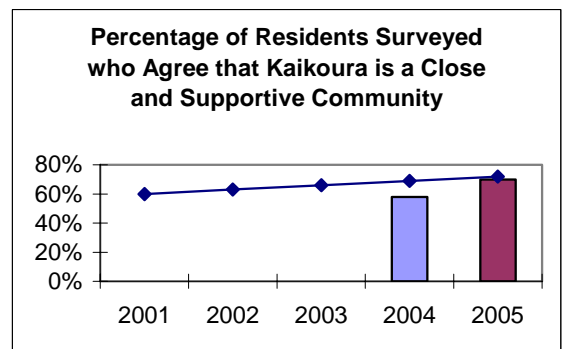
Environmental Initiatives such as recycling or being part of an environmental group. Not asked in annual surveys prior to 2004



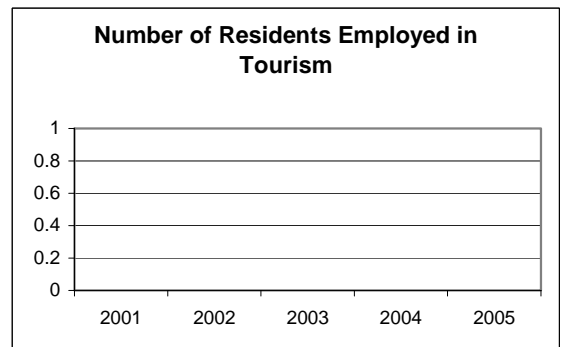
Not asked in annual surveys prior to 2004



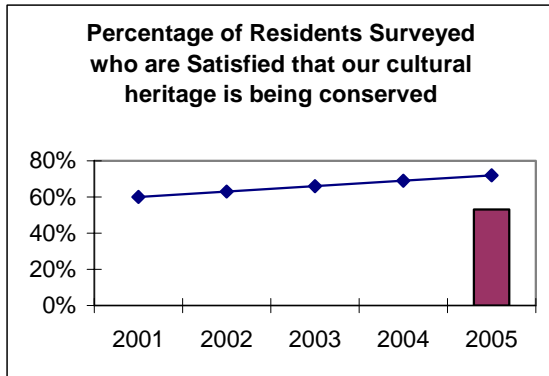
Not asked in annual surveys prior to 2004



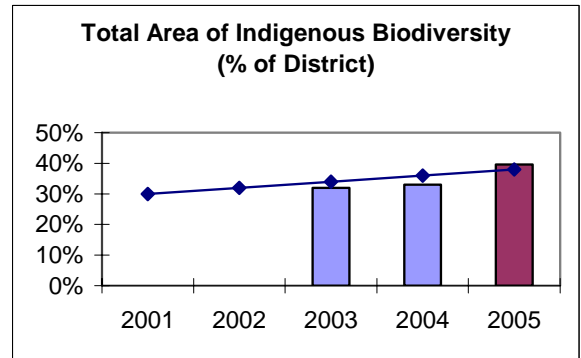
Not asked in annual surveys prior to 2004



Results for this expected to be recorded in 2006.

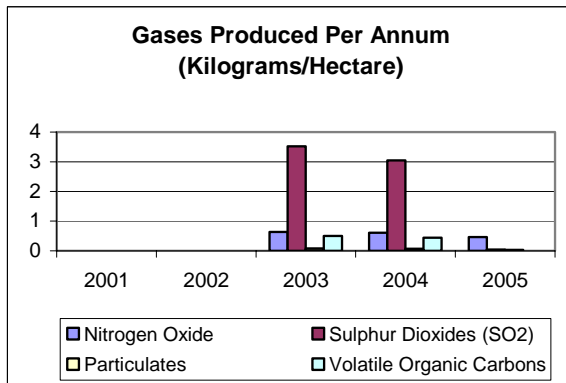


Not asked prior to 2005.

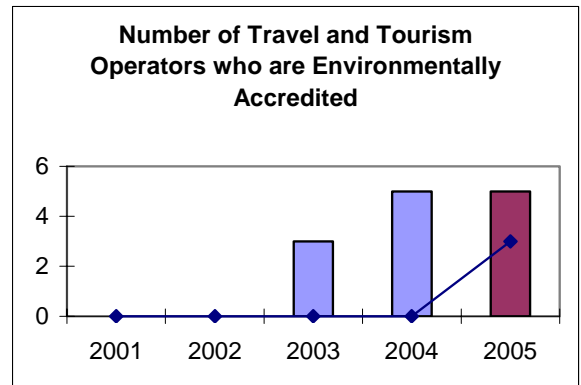


Not recorded prior to 2003.

Indigenous Biodiversity = animal/plant that occurs naturally in NZ and the variability among all living organisms and their ecosystems.



Sulphur Dioxides recorded at 0.04, Particulates recorded at 0.03. Volcanic Organic Carbons no longer required to be collected by Green Globe. Not recordings prior to 2003



Not recorded in 2001. No operators accredited in 2002. All operators accredited to date are accredited with Green Globe 21.

In addition to the above performance measures, the following table identifies those results that could not be presented in graphic form.

Performance Measure	Last Year	Target	Actual Result 2004/2005
Adoption of Long Term Council Community Plan	Not applicable	Achieved	Amended Long Term Council Community Plan for 2005/2006 was adopted by Council on 29 th June 2005.
Proposed District Plan becoming operative	Not achieved	Achieved	Progressing

Performance Measure	Last Year	Target	Actual Result 2004/2005
Asset Management Plans developed	Not applicable	Achieved	Asset Management Plans have been developed for Infrastructural assets, these are yet to be updated.
No appeals by Transit NZ to Council decisions relating to land uses adjacent to the State Highway	Not recorded	Nil	No appeals received.
Adoption of a Development Contributions Policy	N/A	Policy developed	Development Contributions Policy adopted by Council on 29 th June 2005
Progress of airport development per the Airport Development Plan	N/A	Evidence of progress	Airport Development Plan progressing
State of the Environment Report	N/A	Report developed	Yet to be developed
Development of a Structure Plan to provide strategic direction for urban development	N/A	Complete by June 2005	Yet to be developed
The Green Globe 21 Community Standard	Green Globe 21 Benchmarked	Green Globe 21 Certified	Green Globe 21 Community Certification obtained 2005
Review of Landfill Waste Management Plan	N/A	Complete by June 2005	Not undertaken
Development of a combined sports complex	N/A	Report completed by December 2004	Progress ongoing, design footprints and external concepts prepared

Level of Achievement

Essentially Council has met most of its performance targets set in the Community Plan, with the exception of those indicators relating to community participation in Council decisions, which suggests that there is a perception in the community that it is difficult to get involved in the decision making process, and that Council doesn't take notice of the views of its community. The reality is quite different, and this perception may be due to Council not providing enough feedback directly to those who offer their views.

The highlight of the 2005 financial year is the attainment of Green Globe certification. This is the culmination of effort over several years of benchmarking and improving our systems and processes to meet this stringent environmental standard. In achieving this certification, the Council and the district has proven that we are committed to protecting the environment and the sustainability of our resources.

As the first local authority in the world, and the second community in the world, to achieve certification we are being recognised internationally for this commitment.

Cost of Service Statement: Sustainable Development

FOR THE YEAR ENDED 30 JUNE 2005

	2005 BUDGET \$	2005 ACTUAL \$	2004 ACTUAL \$
Operating Expenses			
District Planning	123,005	161,839	125,871
Environmental Planning	80,936	145,576	134,879
Biodiversity	25,000	24,298	11,359
Tourism Planning	50,000	14,098	15,812
Community Services	42,540	38,456	42,421
Loan Interest	3,816	4,023	4,171
Depreciation	-	-	-
	325,297	388,290	334,513
Funded by:			
Targeted Rates	102,184	103,074	100,398
User Fees & Charges	32,950	137,503	134,262
Grants & Subsidies	37,090	66,890	35,299
	172,224	307,467	269,959
Operating Surplus/(Deficit)	(153,073)	(80,823)	(64,554)
Capital Expenditure			
Loan Principal	10,363	10,363	2,520
Other Revenue			
General Rates	151,436	154,486	144,762
Reserves	12,000	(63,300)	(77,688)
Loans	-	-	-
	163,436	91,186	67,074
Balance	-	-	-

Capital Expenditure: Acquisition of Assets

No assets relating to this activity were purchased, replaced or sold during the year.