

**WORKS AND SERVICES COMMITTEE MEETING HELD ON
WEDNESDAY 20 JULY 2016 AT MEMORIAL HALL SUPPER ROOM,
ESPLANADE, KAIKOURA.**

AGENDA

1. Apologies

2. Matters of Importance to be raised as Urgent Business.

3. Reports:

- **Operations and Maintenance Manager's Report** *page 1*
- **Budget Report** *page 7*

4. Urgent Business

OPERATIONS AND MAINTENANCE MANAGER'S REPORT

1.0 WATER SUPPLY

Environment Canterbury has required that all water metering comply with their latest standards. The only Council scheme that does not have continuous metering and is able to send data direct through to Environment Canterbury is the East Coast Water Supply.

1.1 Urban Water

Operations – Kaikoura Urban Supply

This facility operated satisfactorily during the reporting month.

In South Bay, streetlighting and works on private property will recommence August and will be under the direction of Mainpower.

Significant Work planned for 2016 includes:

- The further GNS test on Mackles Bore has been taken. Results are expected.
- The flowmeters on Mackles irrigation have been installed to comply with new consent conditions.

Water Demand

Table 1 below shows the water demand for the reporting month measured from the Mackle's bore while Figure 1 shows the yearly cumulative water demand since 2009.

Water Demand (m³/day)				
	Min	Avg	Max	Total Demand
July 2014	1629	2166	2681	67,158
August 2014	1791	2271	2989	70,415
September 2014	1686	2546	3374	76,395
October 2014	1686	2252	3582	88,708
November 2014	2246	3259	4670	97,780
December 2014	2403	3444	4556	106,765
January 2015	3169	4327	5296	134,124
February 2015	3325	4353	5185	121,886
March 2015	2808	3500	4493	108,502
April 2015	2398	3119	4321	93,557
May 2015	1691	2519	3088	78,095
June 2015	1997	2470	3217	74,096
July 2015	1917	2450	3033	73,507
August 2015	1779	2412	3783	74,766
September 2015	1565	2335	3040	70,064
October 2015	2291	2880	3783	89,275
November 2015	2383	3297	4454	98,921
December 2015	2797	3898	5050	120,827
January 2016	2561	3596	4978	107,894

February 2016	3133	4073	4806	118,121
March 2016	2781	3417	4463	105,930
April 2016	2164	2737	3091	82,101
May 2016	2028	2622	3645	81,291
June 2016	1685	2274	3759	68,214

Table 1: Water Demand for reporting period

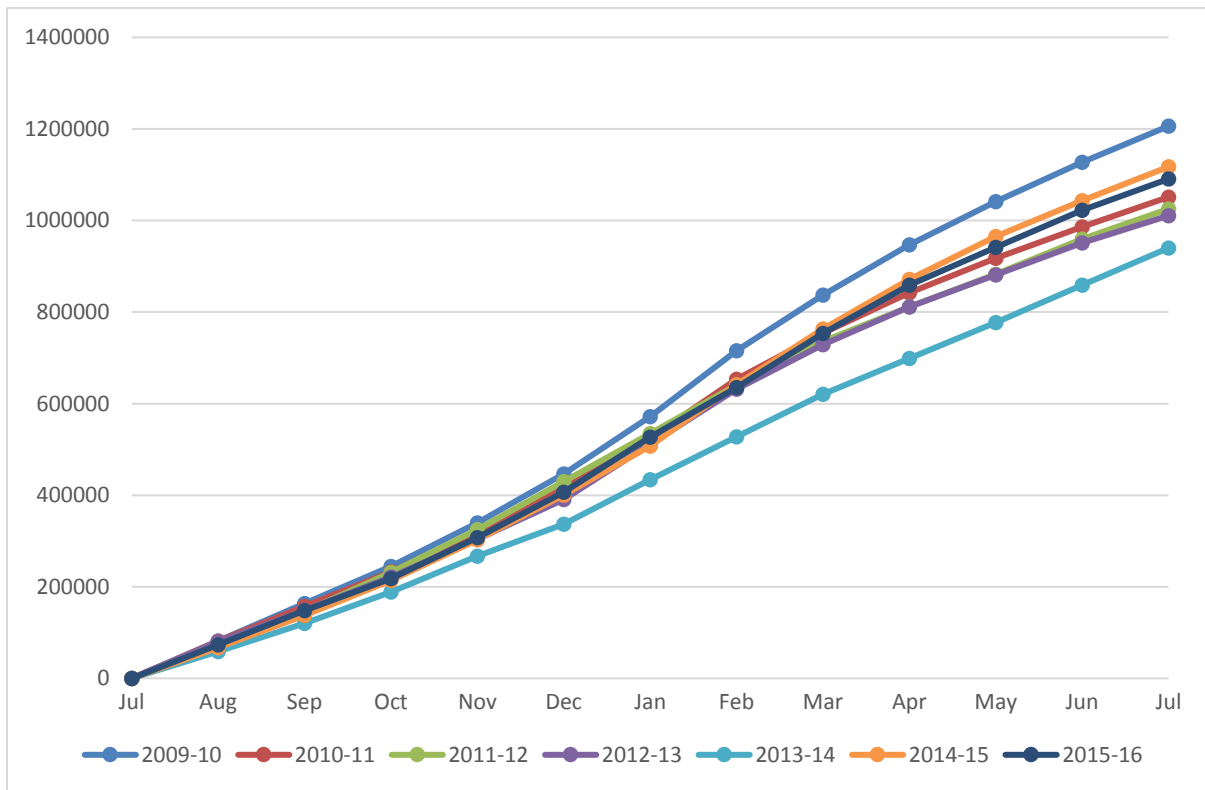


Figure 1: Cumulative Water Demand in cubic metres

The water usage for the month is down 8% on the previous year. Overall the usage is 2% down on the previous year.

1.2 Suburban Water Supply

There were no issues with this system during the reporting month.

1.3 Kincaid Water Supply

There were no issues with this system during the reporting month.

1.4 Oaro Water Supply

There were no issues with this system during the reporting month.

1.5 Fernleigh Water Supply

There were no issues with this system during the reporting month.

1.6 Ocean Ridge Water Supply

There were no issues with this system during the reporting month.

1.7 Peketa Water Supply

There were no issues with this system during the reporting month.

1.8 East Coast Water Supply

There were no issues with this system during the reporting month.

2.0 SEWER SYSTEM

<i>Sewage flows (m3/day)</i>			
	<i>avg</i>	<i>Max*</i>	<i>Total Flow**</i>
<i>July 2014</i>	857	2500	26,571
<i>August 2014</i>	677	860	20,975
<i>September 2014</i>	668	1233	20,052
<i>October 2014</i>	775	1321	24,025
<i>November 2014</i>	888	1537	26,641
<i>December 2014</i>	986	1266	30,557
<i>January 2015</i>	1029	1318	31,901
<i>February 2015</i>	981	1183	27,478
<i>March 2015</i>	892	1025	27,662
<i>April 2015</i>	945	1284	28,361
<i>May 2015</i>	776	909	24,046
<i>June 2015</i>	764	986	22,934
<i>July 2015</i>	871	1442	26,120
<i>August 2015</i>	784	919	24,307
<i>September 2015</i>	954	2500	28,630
<i>October 2015</i>	738	1116	22,865
<i>November 2015</i>	821	992	24,621
<i>December 2015</i>	953	1240	29,558
<i>January 2016</i>	1114	2020	33,418
<i>February 2016</i>	992	1487	28,769
<i>March 2016</i>	972	1227	30,136
<i>April 2016</i>	892	1238	26,825
<i>May 2016</i>	781	913	24,221
<i>June 2016</i>	769	962	23,081

Table 2: Sewage generated for reporting period

*The asterisk figure represents daily flows during heavy rainfall events.

**The double asterisk figure has not been adjusted to reflect inflows from storm-water.

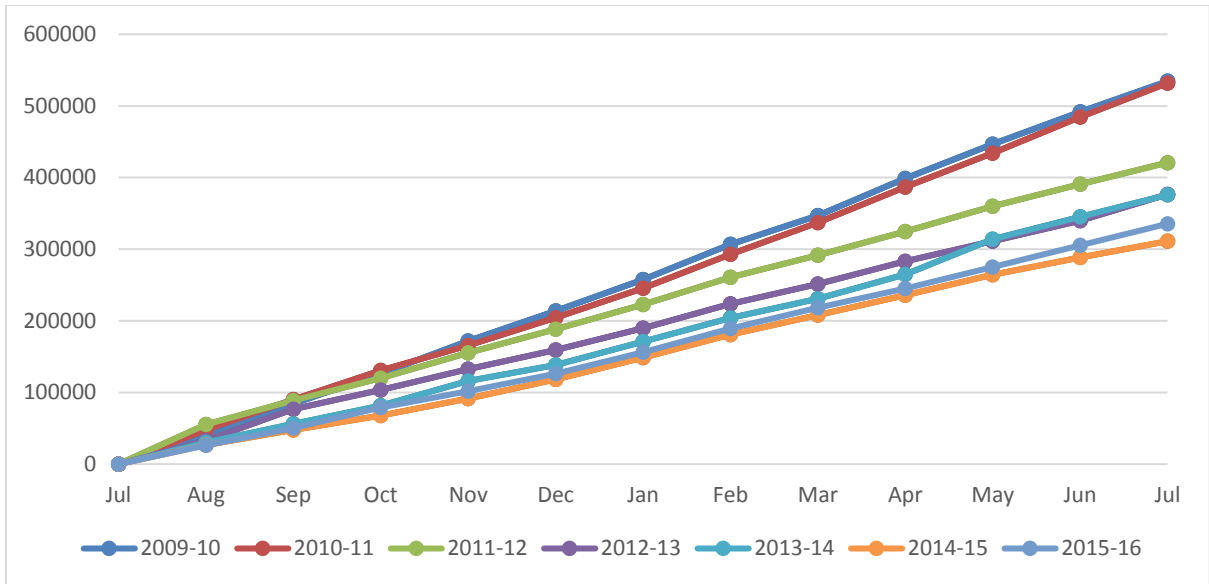


Figure 2: Cumulative Sewerage Discharge from Oxidation Ponds in cubic metres

Overall there is an 8% increase in sewerage flows compared to the previous year.

The lids on the Hawthorne Road pump station have been completed. The fan at the Mill Road pump station is to be replaced. The odour issues at Ocean Ridge are still being monitored.

3.0 STORMWATER

The consent for the Kaikoura Urban Area is being finalised by Environment Canterbury.

4.0 PARKS AND RESERVES

The parks and reserves were satisfactorily maintained during the reporting month. The short listed tenderers have been met with. The tender documentation is being completed.

The Council has been advised that Environment Canterbury will no longer maintain vegetation along Lyell Creek below the State Highway. This will now be included in the Reserves Maintenance Contract.

The walkway on Lyell Creek between Mitre 10 and Environment Canterbury has been completed. Further planting will occur in September. Environment Canterbury has provided financial assistance for the project and the ongoing maintenance.

5.0 AIRPORT

An area has been agreed in which South Pacific Helicopters (SPH) can erect a temporary building and from which they can manage their helicopter business. Two helipads have also been identified. The fencing and helipads will be constructed by Council.

A lease is in the process of being drafted.



6.0 BUILDINGS

Significant Work planned for 2016 include:

- Replacement of existing main lights in the Memorial Hall
- Replacement of emergency lighting in the Memorial Hall.

Services to connect the new Council building are being placed.

New footpath on Deal Street and along the building frontage is to occur. The footpath on Deal Street requires piping of the stormwater through the reserve prior to construction.

7.0 SWIMMING POOL

Work on bringing the fencing in line with the swimming pools act has largely been completed.

A meeting is planned with Sport Tasman in July 2016 to agree proposed works for 2016. \$50,000 has been budgeted.

8.0 PUBLIC TOILETS

There were no issues with the toilets during the reporting month.

9.0 ROADING

Maintenance to sealed and unsealed roads has occurred. A metalling programme is still to be completed. Some roads are still to receive attention.

Representatives from New Zealand Transport Agency (NZTA) have inspected the State Highway with Council staff to identify and clarify already identified projects. This will be followed up with the further letter to NZTA.

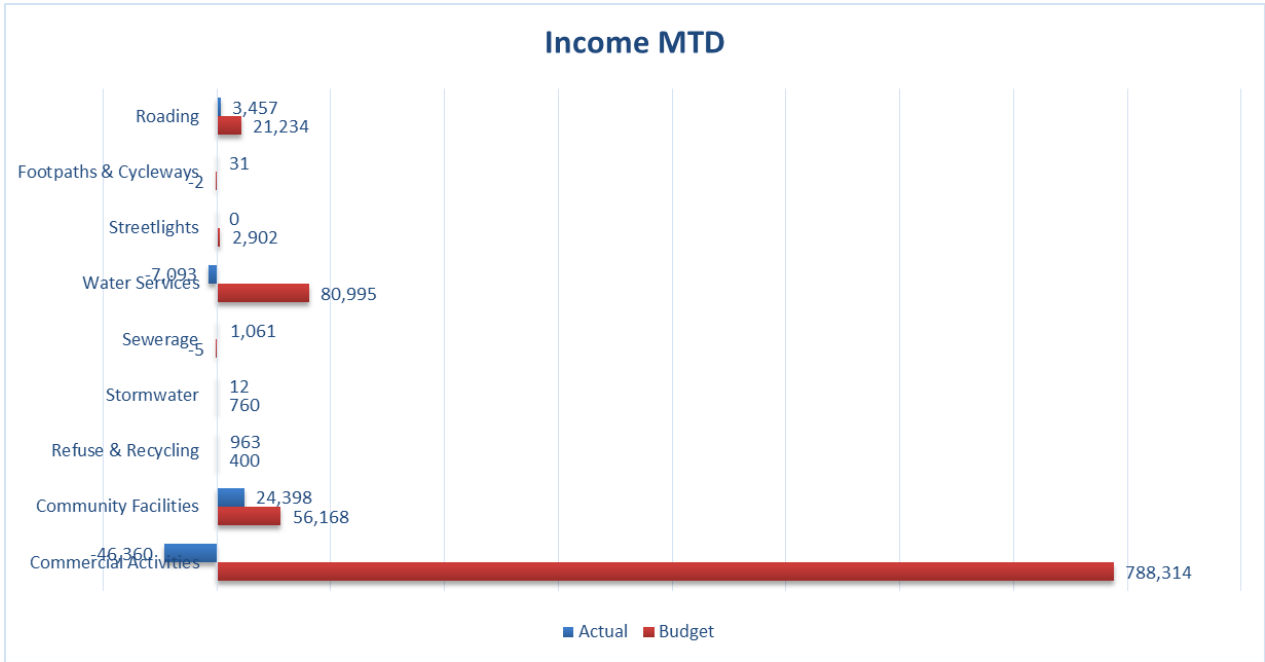
10.0 FOOTPATHS

There were no issues with the footpaths during the reporting month. The gravel footpath along Scarborough Street and the concrete footpaths along Whakatu Lane, Hasting Street and the Chance Haven walkway have been completed. Takahanga Terrace is awaiting asphalt and planting. The lighting will also be completed under streetlight renewals. The Whitby Place walkway is ready for asphalt. The Churchill Street footpath has had overhead services prepared for removal and work on the driveways and fencing has been commenced. Some sections have been prepared for asphalt.

Recommendation: That this report be received.

Prepared by	Gerry Essenberg, Operations and Maintenance Manager
Authorised by	Angela Oosthuizen, Chief Executive Officer

Works & Services Budget Report



Water Services: Water meter readings yet to be processed.

Commercial Activities: Marlborough Regional Forest Joint Venture end of year adjustment to be finalised.

