


Kaikoura District Council –  
Vision, Themes &  
Consultation Topics

Long Term  
Plan (2024-  
2034)



**KAIKŌURA**  
**DISTRICT COUNCIL**

# Workshop Aims & Goals



## **Aim:**

(Part 1) Revisit Last Interactive Workshop Findings

(Part 2) Opportunity to Refine Vision & Themes

(Part 2) Confirm Consultation Topic Items



## **Goal:**

Define 2024-34 Consultation Topics

Confirm LTP Vision

Confirm LTP Themes

# PART ONE

Look Back

# 2021-31 Consultation Items

---

## KEY ISSUES

### ROADS

Inadequate annual resealing and renewal programmes between 2010 and 2019 have created a backlog of roads with surfacing or the layer under the seal near to or beyond the end of their expected life. We need to fix this to ensure that we can still travel safely around the district and the roads do not deteriorate any further.

We are proposing to undertake a large amount of resealing and renewal backlog work over the next six years to bring our roads back to an acceptable standard. We will then ensure that those levels are maintained from that point on.

**Page 11**

### FOOTPATHS

You've told us you're not happy with our footpaths, so we want to invest in them. Only 40% of the residents who took part in the Resident Satisfaction Survey were satisfied with the footpaths in Kaikōura. It's time people!

We want to significantly increase our investment and improve the standard of our urban footpaths.

**Page 13**

### DISTRICT PLAN REVIEW

The District Plan affects every property in our district, and sets out how and where development can occur. The current plan is dated and well over-due for review.

The Resource Management Act is also likely to be replaced by three new pieces of legislation. A possible outcome is for 14 Regional Plans to be created - an updated Kaikōura District Plan means we are better placed to influence these Regional Plans.

**Page 15**



### URBAN RUBBISH COLLECTION

Another key issue is our urban kerbside rubbish collection proposal.

Through the development of our Waste Management and Minimisation Plan and the 2019/2020 Annual Plan, the Council proposed a rubbish collection service in the Kaikōura urban area. We have worked hard to create a plan to enable this.

There were also changes to recycling services proposed, and a new transfer station and landfill closure timed for 2024.

**Page 17**

### TOURISM AND BUSINESS SUPPORT

Kaikōura is on the world map, and why not? We live in an amazing place. As a world-class tourism destination, the Kaikōura district attracts thousands of visitors each year.

Tourism benefits the economy, supporting businesses and jobs in the district. While we have been well supported by domestic tourists from around New Zealand, the loss of international tourists due to COVID-19 has hit businesses, and the Kaikōura economy hard.
































Last year we increased the support provided to Destination Kaikōura and we propose to maintain this. This funding only affects commercial ratepayers and the accommodation sector charge.


**Page 19**




# Look Back

# 2022/23 Resident Survey Result

 Public library (p.39)	 Public halls* (p.37)	 Civil defence (p.42)	 Customer services (p.32)	 Airport (p.36)	 Cycleways & walkways (p.21)
KDC 2023: 95%	KDC 2023: 93%	KDC 2023: 85%	KDC 2023: 79%	KDC 2023: 78%	KDC 2023: 76%
KDC 2022: 85%	KDC 2022: 88%	KDC 2022: 83%	KDC 2022: 82%	KDC 2022: 79%	KDC 2022: 76%
NZB 2022: 81%	NZB 2022: n/a	NZB 2022: 76%	NZB 2022: n/a	NZB 2022: n/a	NZB 2022: 66%
 Access to information (p.33)	 Marina & wharf (p.40)	 Streetlights (p.20)	 Other public places** (p.26)	 Communications (p.29)	 Food and alcohol regulation (p.28)
KDC 2023: 76%	KDC 2023: 75%	KDC 2023: 75%	KDC 2023: 75%	KDC 2023: 75%	KDC 2023: 73%
KDC 2022: 75%	KDC 2022: 85%	KDC 2022: 75%	KDC 2022: 82%	KDC 2022: 81%	KDC 2022: 72%
NZB 2022: n/a	NZB 2022: n/a	NZB 2022: 79%	NZB 2022: 76%	NZB 2022: 50%	NZB 2022: n/a
 Resource Recovery centre (p.25)	 Animal control (p.26)	 Pensioner flats (p.35)	 Meetings/committees (p.30)	 Environmental health (p.27)	 Recycling (p.24)
KDC 2023: 72%	KDC 2023: 69%	KDC 2023: 65%	KDC 2023: 61%	KDC 2023: 58%	KDC 2023: 57%
KDC 2022: 67%	KDC 2022: 64%	KDC 2022: 65%	KDC 2022: 53%	KDC 2022: 55%	KDC 2022: 50%
NZB 2022: 67%	NZB 2022: 64%	NZB 2022: n/a	NZB 2022: n/a	NZB 2022: n/a	NZB 2022: 68%
 Quality of life (p.12)	 Consultation (p.14)	 Rubbish collection (p.25)	 Roads (p.19)	 Response to requests (p.31)	 Footpaths (p.22)
KDC 2023: 54%	KDC 2023: 52%	KDC 2023: 50%	KDC 2023: 49%	KDC 2023: 49%	KDC 2023: 41%
KDC 2022: 48%	KDC 2022: 49%	KDC 2022: 44%	KDC 2022: 51%	KDC 2022: 50%	KDC 2022: 44%
NZB 2022: n/a	NZB 2022: 57%	NZB 2022: 68%	NZB 2022: 53%	NZB 2022: n/a	NZB 2022: 64%
 Overall satisfaction (p.17)	 Mayor, Councillors and staff (p.44)	 Being represented (p.44)	<ul style="list-style-type: none"> <li> - Great performance (&gt;80%)</li> <li> - Good performance (60-79%)</li> <li> - Services for improvement (50-60%)</li> <li> - Greatest improvement potential (&lt;50%)</li> </ul>		
KDC 2023: 69%	KDC 2023: 72%	KDC 2023: 73%	NZB 2022 = SIL NZ benchmark		
KDC 2022: 68%	KDC 2022: 71%	KDC 2022: 69%	* Memorial Hall, Scout Hall, Op Shop Building		
NZB 2022: 62%	NZB 2022: 53%	NZB 2022: n/a	** Cemetery, playgrounds and public toilets		

 Improved by 5% or more

 Decreased by 5% or more; or less than 55%

 Previous LTP Consultation Item

# Look Back



# Look Back

## Infrastructure:

Financial:

## Environmental:

## Community & Tourism:

A whiteboard with four main categories: Infrastructure, Financial, Environmental, and Community & Tourism. Each category has several colorful sticky notes (orange, yellow, pink, purple) attached to it, containing handwritten notes.

## Success Criteria

A whiteboard titled 'Success Criteria' with a large green sticky note at the top and many smaller orange, pink, and yellow sticky notes below it, organized in a grid-like fashion.

## Opportunities

A whiteboard titled 'Opportunities' with several orange, pink, and yellow sticky notes scattered across the surface.

## Risks

A whiteboard titled 'Risks' with several orange, pink, and yellow sticky notes scattered across the surface.

## Consultation I

A whiteboard titled 'Consultation I' with many colorful sticky notes (orange, yellow, pink, purple) scattered across the surface, some with circular diagrams drawn on them.

# Look Back

## Part 1 – Consultation Topics:

### **Infrastructure:**

Footpaths – Speed and Spend (within acceptable rates increases)  
Water Meters on All Properties  
Roading works schedule

### **Financial:**

Consult with Commercial Sector on DK spend  
Funding a climate change action report  
Funding Depreciation (purposeful for future infrastructure)

### **Environmental:**

Bio-diversity programme  
Increasing education on Waste & Recycling

### **Community:**

West End Development  
Support development of a Dog Park (incl maintenance)  
Creating a Long Term Vision (20/30+ years)  
Support and Funding for the Whale Trail

## Success Criteria

### **Infrastructure:**

Ahead of Asset Maintenance Schedule  
Wakatu Quay Development Complete  
Clarence Bridge Complete  
All Infrastructure successfully completed in the years allocated and on budget  
More new/better maintained footpaths  
Lower long term costs through appropriate quality of work and maintenance

Focus on the environment and climate change to protect what we have

### **Financial:**

Affordable Rates (for all sectors)  
No more debt (maybe less)  
Keep debt at appropriate levels

### **Economic:**

Economic Development in town to broaden business  
Tourism grows each year  
Controlled growth in Kaikoura (Population & Economy)  
Appropriate User Pays vs Rates levels  
Weed Free Community Land  
Feedback from Businesses (data)

## Opportunity

### **Economic:**

Visitor Levy on Accommodation and Activities to fund marketing  
Long Term Plan for Kaikoura  
Environmental Champion  
Promote our Uniqueness

## Risks

### **Political:**

Global Instability  
Political Uncertainty / Change / Reforms

### **Financial:**

Stretching our Budgets  
Affordability



## Look Back

### Part 2 – “Scored” Consultation Topics:

#### Consultation Items:

1. Footpaths – Speed and Spend (within acceptable rates increases) – 4
2. Consult with Commercial Sector on DK spend – 3
3. Bio-diversity programme & Climate Change Action Plan – 2
4. Increasing education on Waste & Recycling – 2
5. Water Meters on All Properties - 1

### Emergent Themes

- Focus on Core Infrastructure
- Finish what we started (Do what we say we are going to do)
- Waste Education and Alternatives
- Back to basics and update all infrastructure (good level of asset renewals)
- West End Development

# Look Back

## Part 2 – Post-its not carried across:



Clearly communicate Roding maintenance Schedule and Budget



Back to Basics and update all Infrastructure



Non Financial Performance framework – do we need all these KPIs



Funding Depreciation on certain Infrastructure for the Future



Whale Trail Support and Funding



Long Term Vision for Kaikoura



4 Well Beings – are they important, how do you see it



A dog park

# PART TWO

Discuss &  
Confirm

# Themes

- Focus on Core Infrastructure
- Finish what we started (Do what we say we are going to do)
- Back to basics and update all infrastructure (good level of asset renewals)
- West End Development
- Waste Education and Alternatives

“Get It Done”

=

“Mahia”

Discuss &  
Confirm

# Vision

“Moving Kaikoura Forward”

Discuss &  
Confirm

# Consultation Topics

1. Footpaths – Speed and Spend (within acceptable rates increases)
2. Consult with Commercial Sector on DK spend
3. Water Meters on All Properties
4. Increase Discretionary Funding (e.g. support Mayfair)
5. Whale Trail Funding
6. Rural Recycling & Waste Fees
7. Rural/Semi Rural Differential

Discuss &  
Confirm

# Inform Topics

*1. Increasing Education on Waste & Recycling*

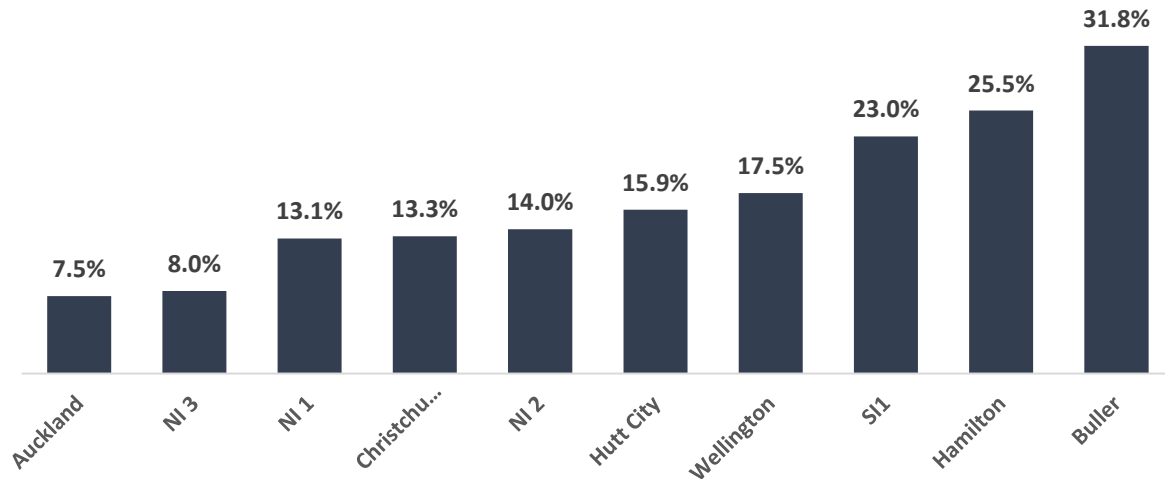
*2. Bio-Diversity & Climate Change Action Plan*

Information  
Only

# Rates – Cost increases are biting

Sum of Data_value	Period															
Series_title_1		2020.12	2021.03	2021.06	2021.09	2021.12	2022.03	2022.06	Grand Total	2021.03	2021.06	2021.09	2021.12	2022.03	2022.06	Total
All Groups		1636.5	1646.5	1699.4	1743.3	1797.1	1849.4	1919.2	12291.4	0.6%	3.2%	2.6%	3.1%	2.9%	3.8%	16.2%
Building completion and finishing services		2686	2704	2730	2818	2892	2978	3030	19838	0.7%	1.0%	3.2%	2.6%	3.0%	1.7%	12.2%
Building Construction		2656	2681	2754	2831	2900	2994	3120	19936	0.9%	2.7%	2.8%	2.4%	3.2%	4.2%	16.3%
Construction		5066	5114	5226	5348	5480	5672	5900	37806	0.9%	2.2%	2.3%	2.5%	3.5%	4.0%	15.5%
Construction Services		4970	5008	5100	5198	5314	5500	5688	36778	0.8%	1.8%	1.9%	2.2%	3.5%	3.4%	13.7%
Dwellings and Outbuildings		2415	2443	2555	2668	2789	2888	3016	18774	1.2%	4.6%	4.4%	4.5%	3.5%	4.4%	22.7%
Earthmoving and Site Work		1943	1939	1949	1964	1993	2006	2110	13904	-0.2%	0.5%	0.8%	1.5%	0.7%	5.2%	8.4%
Heavy and Civil Engineering Construction		4824	4888	4984	5092	5250	5462	5728	36228	1.3%	2.0%	2.2%	3.1%	4.0%	4.9%	17.5%
Water, plumbing, and drain laying services		3132	3136	3202	3286	3362	3694	4106	23918	0.1%	2.1%	2.6%	2.3%	9.9%	11.2%	28.2%
Water, Sewerage, Drainage and Waste Services		2674	2699	2744	2822	2844	2905	3006	19694	0.9%	1.7%	2.8%	0.8%	2.1%	3.5%	11.8%

<https://www.stats.govt.nz/information-releases/business-price-indexes-june-2022-quarter/>



- NI 3 had a +18% rates increase in prior year
- Hamilton rates to limit debt increases
- Auckland selling assets to keep rates down
- Number of Councils battling to contain debt limits