


Kaikoura District Council –
Issues and Consultation
Topics

Long Term
Plan (2024-
2034)



KAIKŌURA
DISTRICT COUNCIL

Workshop Aims & Goals



Aim:

Provide Background Refresh

Look Back on key items from 2021-31 LTP

Discuss the desired outcomes for the 2024-34 LTP



Goal:

Define 2024-34 consultation topics

Revisit the LTP Vision

Through discussion define what success looks like, the opportunities and risks

Develop content to aid in LTP communications

Timings:

Part 1 – introduction discussions 40min

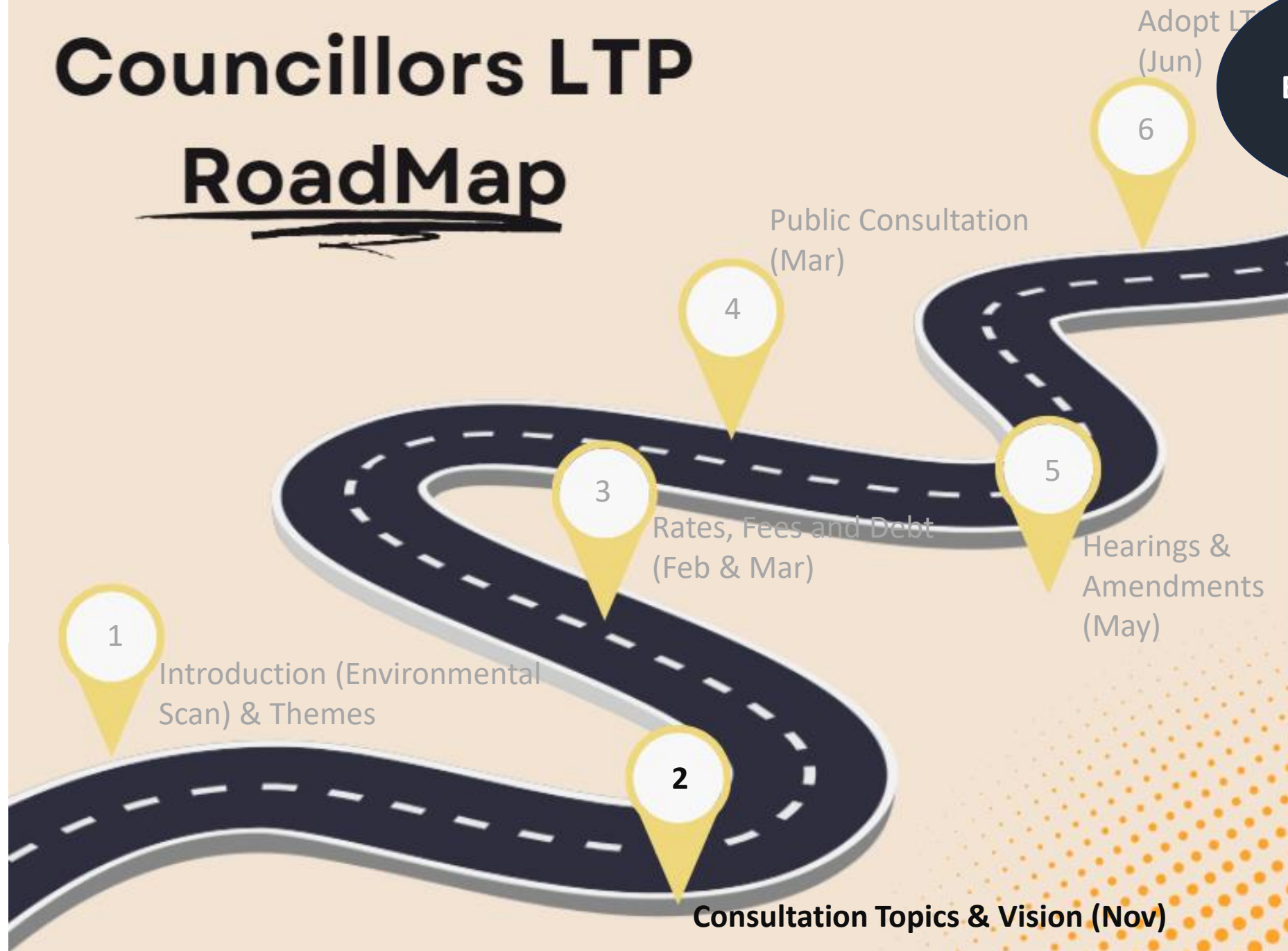
Break 10min

Part 2 – interactive session 50min

Bringing it together 15min

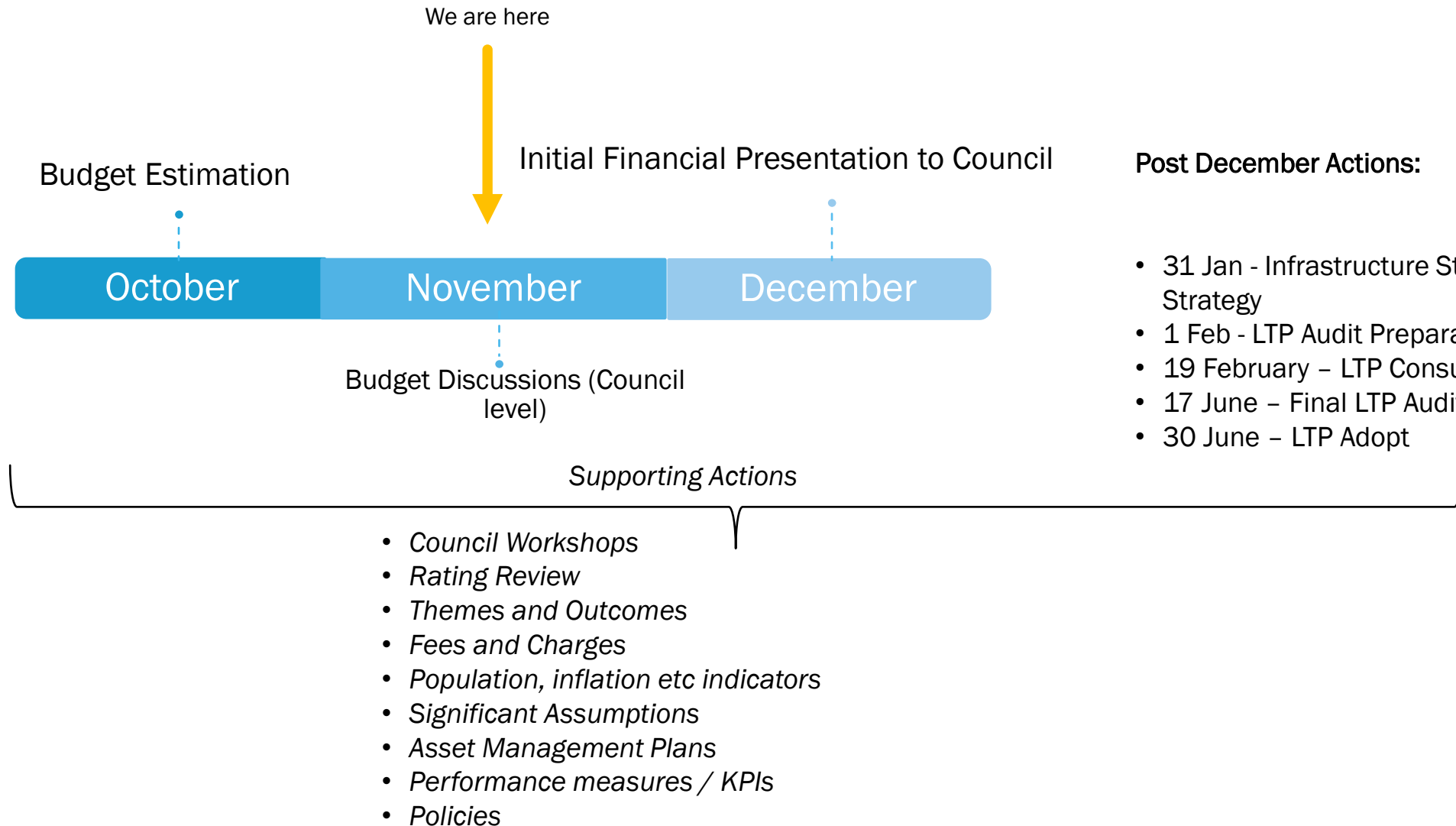
Wrap up 5min

Councillors LTP RoadMap



Background

LTP TIMELINE – IMMEDIATE ACTIONS



Post December Actions:

- 31 Jan - Infrastructure Strategy / Financial Strategy
- 1 Feb - LTP Audit Preparation
- 19 February – LTP Consultation Doc Audit
- 17 June – Final LTP Audit
- 30 June – LTP Adopt

THEMES (EXCL BAU)



Finish what we started

- Wakatu Quay
- Clarence Bridge
- Footpaths
- IAF
- Dark Sky
- Spatial Plan

1

Transport

- Roads & Footpaths

2

Community & Environment

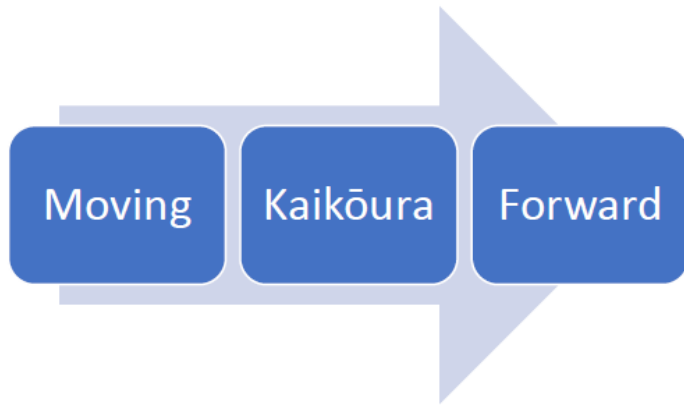
- Bio-diversity
- Playgrounds
- Water & Waste Water
- Light Industrial Business Park
- Regional Considerations
- Housing
- Whale Trail
- Partnerships

3

Look Back

2021-31 LTP Vision & Community Outcomes

The 2021-31 Vision:



1. Moving forward from the 2016 earthquake
2. Demonstrates the district now in the recovery phase
3. As a Council we desire to continue to improve

The 2021-31 Community Outcomes:

Community	We communicate, engage with, and inform our community
Development	We promote and support the development of our economy
Services	Our services and infrastructure are cost effective, efficient and fit for purpose
Environment	We value and protect our environment
Future	We work with our community and our partners to create a better place for future generations

Look Back

2021-31 Consultation Items

KEY ISSUES

ROADS

Inadequate annual resealing and renewal programmes between 2010 and 2019 have created a backlog of roads with surfacing or the layer under the seal near to or beyond the end of their expected life. We need to fix this to ensure that we can still travel safely around the district and the roads do not deteriorate any further.

We are proposing to undertake a large amount of resealing and renewal backlog work over the next six years to bring our roads back to an acceptable standard. We will then ensure that those levels are maintained from that point on.

Page 11

FOOTPATHS

You've told us you're not happy with our footpaths, so we want to invest in them. Only 40% of the residents who took part in the Resident Satisfaction Survey were satisfied with the footpaths in Kaikōura. It's time people!

We want to significantly increase our investment and improve the standard of our urban footpaths.

Page 13

DISTRICT PLAN REVIEW

The District Plan affects every property in our district, and sets out how and where development can occur. The current plan is dated and well over-due for review.

The Resource Management Act is also likely to be replaced by three new pieces of legislation. A possible outcome is for 14 Regional Plans to be created - an updated Kaikōura District Plan means we are better placed to influence these Regional Plans.

Page 15



URBAN RUBBISH COLLECTION

Another key issue is our urban kerbside rubbish collection proposal.

Through the development of our Waste Management and Minimisation Plan and the 2019/2020 Annual Plan, the Council proposed a rubbish collection service in the Kaikōura urban area. We have worked hard to create a plan to enable this.

There were also changes to recycling services proposed, and a new transfer station and landfill closure timed for 2024.

Page 17

TOURISM AND BUSINESS SUPPORT

Kaikōura is on the world map, and why not? We live in an amazing place. As a world-class tourism destination, the Kaikōura district attracts thousands of visitors each year.

Tourism benefits the economy, supporting businesses and jobs in the district. While we have been well supported by domestic tourists from around New Zealand, the loss of international tourists due to COVID-19 has hit businesses, and the Kaikōura economy hard.

Last year we increased the support provided to Destination Kaikōura and we propose to maintain this. This funding only affects commercial ratepayers and the accommodation sector charge.

Page 19

Look Back

2021-31 LTP Strategies

The **Financial Strategy** had the following :
































- External borrowings are **capped at \$15 million**,
- Our annual loan interest expense will be no more than 10% of total revenue,
- Rates increases are capped at no more than 7% in year one, 6% in year two, and **5% thereafter**,
- Rates income does not exceed \$10 million per annum in years 1-5, and is controlled by the 5% limit on rates increases per year thereafter


The **Infrastructure Strategy** highlighted that:


- Since the 2016 earthquake close **to \$1 billion** has been spent to repair or renew sections of State Highway roads, bridges and rail networks in the District
- Over **\$40 million** has been spent on similar remedial works to roads, three-waters assets, and other facilities owned by the Council
- Almost all of our asset renewals that would have been required within the next 20-30 years have, effectively, **already been replaced**
- From the last LTP there were no growth-related capital projects requiring ratepayer funding for at least the next ten years
- The only major cost identified in the Infrastructure Strategy is a backlog in road renewals with most of the **backlog** to be addressed over the next five years, funded by loan

Discussion

2022/23 Resident Survey Result

 Public library (p.39)	 Public halls* (p.37)	 Civil defence (p.42)	 Customer services (p.32)	 Airport (p.36)	 Cycleways & walkways (p.21)
KDC 2023: 95%	KDC 2023: 93%	KDC 2023: 85%	KDC 2023: 79%	KDC 2023: 78%	KDC 2023: 76%
KDC 2022: 85%	KDC 2022: 88%	KDC 2022: 83%	KDC 2022: 82%	KDC 2022: 79%	KDC 2022: 76%
NZB 2022: 81%	NZB 2022: n/a	NZB 2022: 76%	NZB 2022: n/a	NZB 2022: n/a	NZB 2022: 66%
 Access to information (p.33)	 Marina & wharf (p.40)	 Streetlights (p.20)	 Other public places** (p.26)	 Communications (p.29)	 Food and alcohol regulation (p.28)
KDC 2023: 76%	KDC 2023: 75%	KDC 2023: 75%	KDC 2023: 75%	KDC 2023: 75%	KDC 2023: 73%
KDC 2022: 75%	KDC 2022: 85%	KDC 2022: 75%	KDC 2022: 82%	KDC 2022: 81%	KDC 2022: 72%
NZB 2022: n/a	NZB 2022: n/a	NZB 2022: 79%	NZB 2022: 76%	NZB 2022: 50%	NZB 2022: n/a
 Resource Recovery centre (p.25)	 Animal control (p.26)	 Pensioner flats (p.35)	 Meetings/committees (p.30)	 Environmental health (p.27)	 Recycling (p.24)
KDC 2023: 72%	KDC 2023: 69%	KDC 2023: 65%	KDC 2023: 61%	KDC 2023: 58%	KDC 2023: 57%
KDC 2022: 67%	KDC 2022: 64%	KDC 2022: 65%	KDC 2022: 53%	KDC 2022: 55%	KDC 2022: 50%
NZB 2022: 67%	NZB 2022: 64%	NZB 2022: n/a	NZB 2022: n/a	NZB 2022: n/a	NZB 2022: 68%
 Quality of life (p.12)	 Consultation (p.14)	 Rubbish collection (p.25)	 Roads (p.19)	 Response to requests (p.31)	 Footpaths (p.22)
KDC 2023: 54%	KDC 2023: 52%	KDC 2023: 50%	KDC 2023: 49%	KDC 2023: 49%	KDC 2023: 41%
KDC 2022: 48%	KDC 2022: 49%	KDC 2022: 44%	KDC 2022: 51%	KDC 2022: 50%	KDC 2022: 44%
NZB 2022: n/a	NZB 2022: 57%	NZB 2022: 68%	NZB 2022: 53%	NZB 2022: n/a	NZB 2022: 64%
 Overall satisfaction (p.17)	 Mayor, Councillors and staff (p.44)	 Being represented (p.44)	<ul style="list-style-type: none">  - Great performance (>80%)  - Good performance (60-79%)  - Services for improvement (50-60%)  - Greatest improvement potential (<50%) 		
KDC 2023: 69%	KDC 2023: 72%	KDC 2023: 73%	NZB 2022 = SIL NZ benchmark * Memorial Hall, Scout Hall, Op Shop Building ** Cemetery, playgrounds and public toilets		
KDC 2022: 68%	KDC 2022: 71%	KDC 2022: 69%			
NZB 2022: 62%	NZB 2022: 53%	NZB 2022: n/a			

 Improved by 5% or more

 Decreased by 5% or more; or less than 55%

 Previous LTP Consultation Item

Discussion

2024 -2034 “For Discussion”; Possible Consultation Items



Should Council accelerate the Roding & Footpaths Programme?



Council currently does not fund depreciation – should Council consider depreciation funding e.g. funding reserves for replacement excl 3 waters i.e. building & facilities?



Competition for domestic/international tourists will increase; should Council consider increasing funding to support Kaikoura promotion activities through Destination Kaikoura Funding?



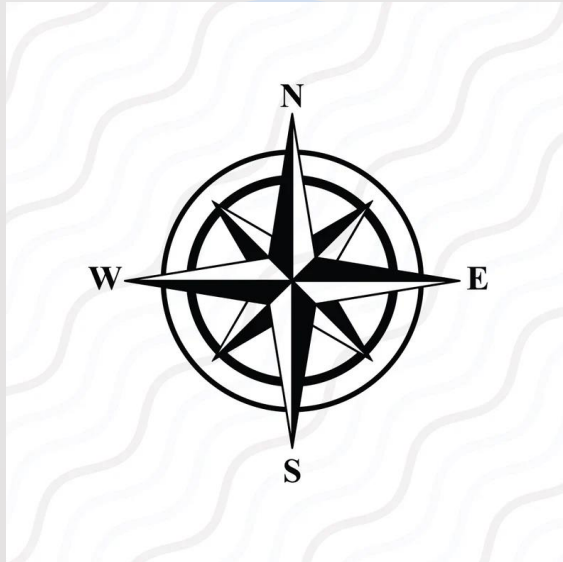
Should Council seek to support the establishment and maintenance of the Whale Trail?



There could be efficiencies in exploring collaboration initiatives with other councils e.g. Information Technology; should Council be seeking to explore shared service initiatives with other Councils?

Discussion

Discussion and Next Steps



*APPROACH/THEMES/VISION
FOR THE 2024-34 LTP*



*CLARIFY CONSULTATION
ITEMS*

PRE CONSULTATION?